

Current LMOP Landfill and LFG Energy Project Database - Operational Projects (Detailed Version)

3/6/2020

Landfill Name	State	Waste in Place (tons)	MSW landfilled (tons/year)	WIP tons/MSW tons/year	LFG Collected (mmscfd)	CH4 in LFG (tons/year)	LFG Flared (mmscfd)	CH4 in LFG flared (tons/year)	Actual MW Generation	Tons CH4 to electricity	LFG Flow to Projects (mmscfd)	Tons CH4 to projects	Total CH4 tons (LFG flared + LFG to projects)	CH4 collected plus CH4 to projects (ton/year)	Tons CH4 collected /ton MSW landfilled	CH4 tons projects+flare/tons landfilled	Current Project Status
Anchorage Regional Landfill	AK	9,782,936	308,204	32	3.726	14,227		0	5.6	11200	2.59	9,890	9,890	24,117	0.05	0.032	Operational
Advanced Disposal Star Ridge Landfill	AL	4,822,600	228,956		0.873	3,030	0.654	2,270			1.08	3,749	6,019	6,779	0.01	0.026	Shutdown
City of Decatur-Morgan County Regional MSW Landfill	AL	5,883,315	213,215	28	0.731	2,791		0	0.8	1600	0.4	1,527	1,527	4,319	0.01	0.007	Operational
Sand Valley Landfill	AL	8,821,680	456,993	19	2.482	9,477		0	4.8	9600		9,600	9,600	19,077	0.02	0.021	Operational
Scottsboro Landfill	AL	999,343	30,566	33	0.229	874		0	0.45	900		900	900	1,774	0.03	0.029	Operational
Eco-Vista Landfill	AR	8,917,277	523,489	17	2.181	8,328	0.000	0	3.8	7600	2.086	7,965	7,965	16,293	0.02	0.015	Operational
Fort Smith SLF	AR	9,783,990	241,255	41	4.325	16,515	0.000	0		0	2.64	10,081	10,081	26,595	0.07	0.042	Operational
Two Pine Landfill	AR	13,215,330	452,831	29	2.234	8,530		0	3.75	7500		7,500	7,500	16,030	0.02	0.017	Operational
City of Glendale Municipal Landfill	AZ	10,737,184	523,489	21	1.507	5,754		0	2.8	5600		5,600	5,600	11,354	0.01	0.011	Operational
Northwest Regional MSW Landfill	AZ	20,117,184	906,350	22	2.445	9,336		0	2.6	5200	1.24	4,735	4,735	14,071	0.01	0.005	Operational
Acme LF	CA	10,800,000	540,000	20	1.8	6,873		0	1.9	3,800		3,800	3,800	10,673	0.01	0.007	Operational
Altamont Landfill & Resource Recovery Facility	CA	62,224,563	1,093,632	57	6.96	26,576		0		0	3.47	13,250	13,250	39,826	0.02	0.012	Operational
BKK Landfill-Phases I & II	CA	49,245,368	2,456,370	20	11.904	45,454	0.546	2,085	6	12000		12,000	14,085	57,454	0.02	0.006	Operational
Buena Vista Drive SLF	CA	4,111,415	105,869	39	1.532	5,850		0	3.18	6360	1.54	5,880	5,880	11,730	0.06	0.056	Operational

Current LMOP Landfill and LFG Energy Project Database - Operational Projects (Detailed Version)

Landfill Name	State	Project Type Category	LFG Energy Project Type	Current Year Emission Reductions (MMTCO2e/yr) - Direct	Current Year Emission Reductions (MMTCO2e/yr) - Avoided
Anchorage Regional Landfill	AK	Electricity	Reciprocating Engine	0.2530	0.0295
Advanced Disposal Star Ridge Landfill	AL	Direct	Direct Thermal	0.0000	0.0000
City of Decatur-Morgan County Regional MSW Landfill	AL	Electricity	Reciprocating Engine	0.0361	0.0042
Sand Valley Landfill	AL	Electricity	Reciprocating Engine	0.2169	0.0253
Scottsboro Landfill	AL	Electricity	Reciprocating Engine	0.0203	0.0024
Eco-Vista Landfill	AR	Electricity	Reciprocating Engine	0.1717	0.0201
Fort Smith SLF	AR	Renewable Natural Gas	Vehicle Fuel	0.2311	0.0208
Two Pine Landfill	AR	Electricity	Reciprocating Engine	0.1694	0.0198
City of Glendale Municipal Landfill	AZ	Electricity	Reciprocating Engine	0.1265	0.0148
Northwest Regional MSW Landfill	AZ	Electricity	Reciprocating Engine	0.1175	0.0137
Acme LF	CA	Electricity	Cogeneration	0.0858	0.0100
Altamont Landfill & Resource Recovery Facility	CA	Renewable Natural Gas	Vehicle Fuel	0.3038	0.0274
BKK Landfill-Phases I & II	CA	Electricity	Steam Turbine	0.2711	0.0317
Buena Vista Drive SLF	CA	Electricity	Reciprocating Engine	0.1437	0.0168

calrecycle: 1500 tpd

Current LMOP Landfill and LFG Energy Project Database - Operational Projects (Detailed Version)

3/6/2020

Anchorage Regional Landfill	AK	9,782,936	308,204	32	3.726	14,227		0	5.6	11200	2.59	9,890	9,890	24,117	0.05	0.032	Operational
Burbank LF Site No. 3	CA	2,000,000	40,722	49	0.543	2,073		0	0.55	1100		1,100	1,100	3,173	0.05	0.027	Operational
Calabasas SLF	CA	27,174,083	406,437	67	5.654	19,627		0	4.5	9000	5.6	9,000	9,000	28,627	0.05	0.022	Shutdown
Chiquita Canyon SLF	CA	40,308,159	1,491,779	27	10.817	41,304	4.789	18,286	6	12000	3.9	14,892	33,178	56,195	0.03	0.022	Operational
City of Santa Cruz SLF	CA	3,024,722	55,880	54	0.801	3,059		0	1.6	3200		3,200	3,200	6,259	0.05	0.057	Operational
Clover Flat Landfill	CA		210,000	0	0.387	1,478		0	0.75	1500	0.35	1,336	1,336	2,814	0.01	0.006	Operational
Cold Canyon LF Solid Waste Disposal Site	CA	6,317,091	170,123	37	1.504	5,743		0		0	1.008	3,849	3,849	9,592	0.03	0.023	Operational
Foothill Sanitary Landfill, Inc.	CA	5,599,948	289,351	19	2.16	8,248		0	3.36	6720	1.58	6,033	6,033	14,281	0.03	0.021	Operational
Forward Landfill	CA	27,029,334	897,932	30	5.257	20,073	4.094	15,633	3.4	6800	1.55	5,919	21,551	25,992	0.02	0.024	Operational
Frank R. Bowerman SLF	CA	54,928,377	2,461,277	22	15.12	57,734	4.370	16,686	22.4	44800	10.75	41,048	57,734	98,782	0.02	0.023	Operational
Johnson Canyon SLF	CA	3,102,622	208,221	15	1.67	6,377	0.980	3,742	1.4	2800	0.53	2,024	5,766	8,400	0.03	0.028	Operational
Keller Canyon LF	CA	19,935,762	1,123,208	18	5.847	22,326	4.022	15,358	3.8	7600	1.63	6,224	21,582	28,550	0.02	0.019	Operational
Kiefer LF	CA	30,557,161	884,528	35	9.025	34,461	1.073	4,097	7.26	14520	4.56	17,412	21,509	51,873	0.04	0.024	Operational
Monterey Peninsula SLF	CA	11,823,644	602,112	20	2.412	8,373		0	1.2	2400		2,400	2,400	10,773	0.01	0.004	Shutdown
Neal Road Recycling and Waste Facility	CA	6,050,515	192,133	31	1.519	5,800		0	1.4	2800	0.85	3,246	3,246	9,046	0.03	0.017	Operational
North Miramar SLF	CA		627,380	0			0.270	1,031	3.2	6400	1.73	6,606	7,637	6,606	0.00	0.012	Operational
Olinda Alpha SLF	CA	83,988,930	2,815,733	30	13.165	50,269	0.865	3,303	23.4	46800	10.6	40,475	43,778	90,744	0.02	0.016	Operational
Orange Avenue Disposal Inc.	CA	1,000,000	529,878	2	0.216	825		0	0.22	440		440	440	1,265	0.00	0.001	Operational
Otay LF	CA	39,827,486	1,619,867	25	5.7	21,765		0	1.8	3600		3,600	3,600	25,365	0.01	0.002	Operational
Ox Mountain SLF	CA	34,067,875	1,197,053	28	6.316	24,117		0	9.7	19400	4.8	18,328	18,328	42,445	0.02	0.015	Operational
Potrero Hills SLF	CA	18,552,642	1,195,731	16	5.04	19,245		0	7.12	14240	3.3	12,601	12,601	31,845	0.02	0.011	Operational
Prima Deshecha SLF	CA	22,331,121	576,662	39	4.32	16,495	1.080	4,124	5.5	11000	3.24	12,372	16,495	28,867	0.03	0.029	Operational

Current LMOP Landfill and LFG Energy Project Database - Operational Projects (Detailed Version)

3/6/2020

Anchorage Regional Landfill	AK	Electricity	Reciprocating Engine	0.2530	0.0295
Burbank LF Site No. 3	CA	Electricity	Microturbine	0.0249	0.0029
Calabasas SLF	CA	Electricity	Gas Turbine	0.0000	0.0000
Chiquita Canyon SLF	CA	Electricity	Gas Turbine	0.2711	0.0317
City of Santa Cruz SLF	CA	Electricity	Reciprocating Engine	0.0723	0.0084
Clover Flat Landfill	CA	Electricity	Reciprocating Engine	0.0339	0.0040
Cold Canyon LF Solid Waste Disposal Site	CA	Direct	Boiler	0.0882	0.0087
Foothill Sanitary Landfill, Inc.	CA	Electricity	Reciprocating Engine	0.1518	0.0177
Forward Landfill	CA	Electricity	Reciprocating Engine	0.1536	0.0179
Frank R. Bowerman SLF	CA	Electricity	Reciprocating Engine	1.0120	0.1182
Johnson Canyon SLF	CA	Electricity	Reciprocating Engine	0.0633	0.0074
Keller Canyon LF	CA	Electricity	Reciprocating Engine	0.1717	0.0201
Kiefer LF	CA	Electricity	Reciprocating Engine	0.3280	0.0383
Monterey Peninsula SLF	CA	Electricity	Reciprocating Engine	0.0000	0.0000
Neal Road Recycling and Waste Facility	CA	Electricity	Reciprocating Engine	0.0633	0.0074
North Miramar SLF	CA	Electricity	Reciprocating Engine	0.0145	0.0017
Olinda Alpha SLF	CA	Electricity	Combined Cycle	1.0572	0.1235
Orange Avenue Disposal Inc.	CA	Electricity	Reciprocating Engine	0.0099	0.0012
Otay LF	CA	Electricity	Reciprocating Engine	0.0813	0.0095
Ox Mountain SLF	CA	Electricity	Reciprocating Engine	0.4383	0.0512
Potrero Hills SLF	CA	Electricity	Reciprocating Engine	0.3217	0.0376
Prima Deshecha SLF	CA	Electricity	Reciprocating Engine	0.2485	0.0290

Current LMOP Landfill and LFG Energy Project Database - Operational Projects (Detailed Version)

3/6/2020

Anchorage Regional Landfill	AK	9,782,936	308,204	32	3.726	14,227		0	5.6	11200	2.59	9,890	9,890	24,117	0.05	0.032	Operational
Recology Hay Road LF	CA	6,506,130	698,308	9	1.679	6,411		0	1.6	3200	1.04976	4,008	4,008	10,419	0.01	0.006	Operational
Recology Ostrom Road LF	CA	5,083,592	249,062	20	2.004	7,652		0	1.6	3200	0.99792	3,810	3,810	11,463	0.03	0.015	Operational
Redwood SLF	CA	15,768,857	437,994	36	3.806	14,533	2.026	7,736	3.3	6600	1.78	6,797	14,533	21,330	0.03	0.033	Operational
Santa Maria Regional Landfill	CA	5,817,495	112,182	52	0.994	3,795	0.242	924	1	2000	0.432	1,650	2,574	5,445	0.03	0.023	Operational
Savage Canyon LF	CA	4,291,008	88,571	48	0.719	2,745	0.299	1,142	1.1	2200	0.42	1,604	2,745	4,349	0.03	0.031	Operational
Sonoma County Central Disposal Site	CA	15,148,749	655,796	23	2.332	8,095	1.332	4,624	3.2	6400	1.38	4,790	9,414	12,885	0.01	0.014	Shutdown
Sonoma County Central Disposal Site	CA		337,517	0	2.332	8,904	1.332	5,086	2.53	5060	1.61	6,148	11,234	15,052	0.03	0.033	Operational
Sunshine Canyon Landfill	CA	62,900,800	2,018,882	31	27.084	103,417		0	20	40000	12	45,821	45,821	149,238	0.05	0.023	Operational
Sycamore SLF	CA	30,161,247	988,474	31	4.642	16,114	1.472	5,110	1.48	2960		2,960	8,070	19,074	0.02	0.008	Shutdown
Sycamore SLF	CA		973,826	0	4.642	17,725	1.472	5,621	2.5	5000		5,000	10,621	22,725	0.02	0.011	Operational
Tajiguas SLF	CA	11,999,911	214,890	56	1.82	6,949	0.316	1,207	3.1	6200	1.5	5,728	6,934	12,677	0.03	0.032	Operational
Toland Road SLF	CA	9,263,676	425,051	22	1.902	7,263		0	0.07	140		140	140	7,403	0.02	0.000	Operational
University of California at Davis SLF	CA	534,000	12,904	41		0		0	0.14	280		280	280	280	0.00	0.022	Operational
Vasco Road SLF	CA	27,067,777	774,529	35	2.516	9,607		0	4.3	8600	2.04	7,790	7,790	17,397	0.01	0.010	Operational
West Contra Costa SLF	CA	14,950,000	296,676	50	2.79	10,653		0	2	4000		4000	4,000	14,653	0.04	0.013	Operational
West Miramar SLF	CA	43,828,172	868,432	50	6.77	25,851		0	3.3	6600		6600	6,600	32,451	0.03	0.008	Operational
Western Regional SLF	CA	7,711,744	283,532	27	2.265	8,649		0	1.6	3200		3200	3,200	11,849	0.03	0.011	Operational
Yolo County Central LF	CA	8,362,222	204,412	41	1.364	5,208		0	1.75	3500	1.4	5,346	5,346	10,554	0.03	0.026	Operational
Denver Arapahoe Disposal Site (DADS)	CO	69,077,355	2,902,454	24	4.075	15,560		0	2.4	4800	1.5	5,728	5,728	21,288	0.01	0.002	Operational
Front Range Landfill	CO	16,098,136	1,845,129	9	0.93	3,551		0	3.2	6400	1.5	5,728	5,728	9,279	0.00	0.003	Operational
Cherry Island Landfill	DE	15,772,963	440,773	36	4.351	16,614	0.576	2,199	2.2	4400	2.45	9,355	11,554	25,969	0.04	0.026	Operational
Jones Crossroads Landfill	DE	6,519,655	250,474	26	3.16	12,066		0	3.29	6580	1.8	6,873	6,873	18,939	0.05	0.027	Operational

Current LMOP Landfill and LFG Energy Project Database - Operational Projects (Detailed Version)

3/6/2020

Anchorage Regional Landfill	AK	Electricity	Reciprocating Engine	0.2530	0.0295
Recology Hay Road LF	CA	Electricity	Reciprocating Engine	0.0723	0.0084
Recology Ostrom Road LF	CA	Electricity	Reciprocating Engine	0.0723	0.0084
Redwood SLF	CA	Electricity	Reciprocating Engine	0.1491	0.0174
Santa Maria Regional Landfill	CA	Electricity	Cogeneration	0.0452	0.0053
Savage Canyon LF	CA	Electricity	Cogeneration	0.0497	0.0058
Sonoma County Central Disposal Site	CA	Electricity	Reciprocating Engine	0.0000	0.0000
Sonoma County Central Disposal Site	CA	Electricity	Reciprocating Engine	0.1143	0.0134
Sunshine Canyon Landfill	CA	Electricity	Gas Turbine	0.9036	0.1055
Sycamore SLF	CA	Electricity	Gas Turbine	0.0000	0.0000
Sycamore SLF	CA	Electricity	Gas Turbine	0.1130	0.0132
Tajiguas SLF	CA	Electricity	Reciprocating Engine	0.1401	0.0164
Toland Road SLF	CA	Electricity	Microturbine	0.0032	0.0004
University of California at Davis SLF	CA	Electricity	Cogeneration	0.0063	0.0007
Vasco Road SLF	CA	Electricity	Reciprocating Engine	0.1943	0.0227
West Contra Costa SLF	CA	Electricity	Reciprocating Engine	0.0904	0.0106
West Miramar SLF	CA	Electricity	Reciprocating Engine	0.1491	0.0174
Western Regional SLF	CA	Electricity	Reciprocating Engine	0.0723	0.0084
Yolo County Central LF	CA	Electricity	Reciprocating Engine	0.0791	0.0092
Denver Arapahoe Disposal Site (DADS)	CO	Electricity	Reciprocating Engine	0.1084	0.0127
Front Range Landfill	CO	Electricity	Reciprocating Engine	0.0482	0.0056
Cherry Island Landfill	DE	Electricity	Cogeneration	0.0994	0.0116
Jones Crossroads Landfill	DE	Electricity	Reciprocating Engine	0.1486	0.0174

[closed-calrecycle](#)

Current LMOP Landfill and LFG Energy Project Database - Operational Projects (Detailed Version)

3/6/2020

Anchorage Regional Landfill	AK	9,782,936	308,204	32	3.726	14,227	0	5.6	11200	2.59	9,890	9,890	24,117	0.05	0.032	Operational	
Sandtown Landfill	DE	5,969,167	214,363	28	2.84	10,844	0	3.18	6360	1.13	4,315	4,315	15,159	0.05	0.020	Operational	
Baseline Landfill	FL	5,264,479	148,692	35	1.575	6,014	0.000	0	4800	1.28	4,888	4,888	10,902	0.04	0.033	Operational	
Brevard County Central Disposal Facility	FL	20,498,905	684,991	30	4.752	18,145	0.000	0	12800	3.168	12,097	12,097	30,242	0.03	0.018	Operational	
Central County Solid Waste Disposal Complex	FL	5,714,028	301,075	19	2.69	10,271	0	3.78	7560	2.03	7,751	7,751	18,023	0.03	0.026	Operational	
Collier County Landfill	FL	8,181,558	275,940	30	3.17	11,004	0	3.12	6240		6,240	6,240	17,244	0.04	0.023	Shutdown	
Hernando County Northwest Landfill	FL	2,444,209	133,934	18	0.76	2,913	0.103	393	1.23	0.66	2,520	2,913	5,433	0.02	0.022	Operational	
J.E.D. Solid Waste Management Facility	FL	22,530,022	1,812,868	12	4.325	16,515	0.175	668	6.35		15,846	16,515	32,361	0.01	0.009	Operational	
Lena Road Class I Landfill	FL	11,143,422	318,630	35	2.26	8,630	0		0	0.86	3,284	3,284	11,913	0.03	0.010	Operational	
Orange County SLF	FL	31,963,906	964,041	33	5.81	20,168	0.180	625	12.4	5.76	19,994	20,619	40,163	0.02	0.021	Shutdown	
Osceola Landfill	FL	10,137,505	378,919	27	1.169	4,464	0	2	4000	1.169	4,464	4,464	8,927	0.01	0.012	Operational	
PBCSWA RRF Site #7	FL	17,525,584	675,736	26	3.616	13,807	0		0	1.08	4,124	4,124	17,931	0.02	0.006	Operational	
Perdido LF	FL	11,101,603	184,950	60	2.246	8,576	0.090	344	3.2		6,606	6,949	15,182	0.05	0.038	Operational	
Springhill Regional Landfill	FL	13,915,568	679,093	20	2.677	10,222	0.000	0	3.37		7,102	7,102	17,324	0.02	0.010	Operational	
St. Lucie County Baling and Recycling Facility	FL	7,471,169	211,703	35	1.156	4,013	0	0	1.6	3200	0.86	2,985	2,985	6,998	0.02	0.014	Shutdown
Trail Ridge Landfill Inc.	FL	20,407,013	876,220	23	3.497	12,139	0.010	35	7.72		15,274	15,308	27,413	0.01	0.017	Shutdown	
Zemel Road Landfill	FL	4,697,469	135,642	35	1.224	4,674	0	0	2.8	5600		5,600	5,600	10,274	0.03	0.041	Operational
Advanced Disposal Services Evergreen Landfill, Inc.	GA	12,280,190	419,051	29	2.626	10,027	0	0	4.8	9600		9,600	9,600	19,627	0.02	0.023	Operational
Athens-Clarke County Landfill	GA	3,247,051	88,629	37	0.51	1,947	0.010	38	0.97		1,940	1,947	3,857	0.02	0.022	Operational	
Deans Bridge Road MSWLF	GA	8,634,032	390,249	22	1.79	6,816	0.829	3,166		0	0.96	3,666	6,831	10,482	0.02	0.018	Operational

Current LMOP Landfill and LFG Energy Project Database - Operational Projects (Detailed Version)

3/6/2020

Anchorage Regional Landfill	AK	Electricity	Reciprocating Engine	0.2530	0.0295
Sandtown Landfill	DE	Electricity	Reciprocating Engine	0.1437	0.0168
Baseline Landfill	FL	Electricity	Reciprocating Engine	0.1084	0.0127
Brevard County Central Disposal Facility	FL	Electricity	Reciprocating Engine	0.2892	0.0338
Central County Solid Waste Disposal Complex	FL	Electricity	Reciprocating Engine	0.1708	0.0199
Collier County Landfill	FL	Electricity	Reciprocating Engine	0.0000	0.0000
Hernando County Northwest Landfill	FL	Electricity	Reciprocating Engine	0.0556	0.0065
J.E.D. Solid Waste Management Facility	FL	Electricity	Reciprocating Engine	0.2869	0.0335
Lena Road Class I Landfill	FL	Direct	Direct Thermal	0.0753	0.0074
Orange County SLF	FL	Electricity	Steam Turbine	0.0000	0.0000
Osceola Landfill	FL	Electricity	Reciprocating Engine	0.0904	0.0106
PBCSWA RRF Site #7	FL	Direct	Direct Thermal	0.0946	0.0093
Perdido LF	FL	Electricity	Reciprocating Engine	0.1446	0.0169
Springhill Regional Landfill	FL	Electricity	Reciprocating Engine	0.1523	0.0178
St. Lucie County Baling and Recycling Facility	FL	Electricity	Cogeneration	0.0000	0.0000
Trail Ridge Landfill Inc.	FL	Electricity	Reciprocating Engine	0.0000	0.0000
Zemel Road Landfill	FL	Electricity	Reciprocating Engine	0.1265	0.0148
Advanced Disposal Services Evergreen Landfill, Inc.	GA	Electricity	Reciprocating Engine	0.2169	0.0253
Athens-Clarke County Landfill	GA	Electricity	Reciprocating Engine	0.0438	0.0051
Deans Bridge Road MSWLF	GA	Direct	Direct Thermal	0.0840	0.0083

Current LMOP Landfill and LFG Energy Project Database - Operational Projects (Detailed Version)

3/6/2020

Anchorage Regional Landfill	AK	9,782,936	308,204	32	3.726	14,227	0	5.6	11200	2.59	9,890	9,890	24,117	0.05	0.032	Operational	
Dougherty County Fleming/Gaissert Road LF	GA	4,449,348	120,923	37	0.811	3,097	0	1.9	3800	0.79	3,017	3,017	6,113	0.03	0.025	Operational	
Hickory Ridge Landfill	GA	6,019,883	149,442	40	1.597	6,098	0	6.5	13000	3.17	12,104	12,104	18,202	0.04	0.081	Operational	
Macon Bibb Walker Road MSWL	GA	4,359,271	39,876	109	2.016	6,998	1.096	3,805		1.3	4,513	8,317	11,511	0.18	0.209	Shutdown	
Old Dixie Highway MSW Landfill	GA	5,996,402	202,392	30	2.23	7,741	0			1.296	4,499	4,499	12,240	0.04	0.022	Shutdown	
Pine Ridge Landfill	GA	21,703,133	835,502	26	4.745	18,118	0	6.5	13000	3.24	12,372	12,372	30,490	0.02	0.015	Operational	
Richland Creek Road Landfill	GA	18,159,418	760,833	24	4.817	18,393	0	10.88	21760	5.1	19,474	19,474	37,867	0.02	0.026	Operational	
Seminole Road MSW Landfill	GA	13,554,600	468,569	29	3.168	12,097	0.792	3,024	0	0.198	756	3,780	12,853	0.03	0.008	Operational	
SR247 MSW Landfill	GA	3,500,146	108,678	32	1.5	5,728	0	3	6000		6,000	6,000	11,728	0.05	0.055	Operational	
Superior Landfill & Recycling Center	GA	9,886,503	716,800	14	2.797	10,680	0.000	0	4.56	9120	2.797	10,680	21,360	0.01	0.015	Operational	
WI Taylor County Disposal, LLC	GA	16,760,820	421,780	40	4.608	17,595	0.000	0	3	6000	1.37	5,231	22,826	0.04	0.012	Operational	
Wolf Creek Landfill, LLC	GA	5,772,594	483,209	12	2.154	8,225	0	2.8	5600	1.238	4,727	4,727	12,952	0.02	0.010	Operational	
Cedar Rapids Linn County Solid Waste Landfill #2	IA	3,641,851	176,722	21	0.499	1,905	0	1.6	3200		3,200	3,200	5,105	0.01	0.018	Operational	
Central Disposal Landfill	IA	5,940,735	104,908	57	2.6	9,025	0.000	0	4.5	9000		9,000	18,025	0.09	0.086	Shutdown	
Des Moines County Regional Sanitary Landfill	IA	2,815,320	53,121	53	0.144	550	0		0	0.144	550	550	1,100	0.01	0.010	Operational	
Metro Park East Landfill	IA	19,785,747	718,595	28	6.499	24,816	0	6.16	12320	3.5	13,364	13,364	38,180	0.03	0.019	Operational	
Ada County Landfill	ID	14,706,760	512,141	29	4.286	16,366	2.486	9,493	2.4	4800	1.43	5,460	14,953	21,826	0.03	0.029	Operational
Fighting Creek Farm Landfill	ID	3,169,217	835,502	4	1.35	5,155	0	1.3	2600	0.69	2,635	2,635	7,790	0.01	0.003	Operational	
Fort Hall Mine Landfill	ID	3,407,622	104,136	33	0.656	2,505	0	1.2	2400		2,400	2,400	4,905	0.02	0.023	Operational	

Current LMOP Landfill and LFG Energy Project Database - Operational Projects (Detailed Version)

3/6/2020

Anchorage Regional Landfill	AK	Electricity	Reciprocating Engine	0.2530	0.0295
Dougherty County Fleming/Gaissert Road LF	GA	Electricity	Cogeneration	0.0858	0.0100
Hickory Ridge Landfill	GA	Electricity	Cogeneration	0.2937	0.0343
Macon Bibb Walker Road MSWL	GA	Direct	Direct Thermal	0.0000	0.0000
Old Dixie Highway MSW Landfill	GA	Direct	Boiler	0.0000	0.0000
Pine Ridge Landfill	GA	Electricity	Reciprocating Engine	0.2937	0.0343
Richland Creek Road Landfill	GA	Electricity	Reciprocating Engine	0.4916	0.0574
Seminole Road MSW Landfill	GA	Renewable Natural Gas	Vehicle Fuel	0.0173	0.0016
SR247 MSW Landfill	GA	Electricity	Reciprocating Engine	0.1355	0.0158
Superior Landfill & Recycling Center	GA	Electricity	Reciprocating Engine	0.2060	0.0241
WI Taylor County Disposal, LLC	GA	Electricity	Reciprocating Engine	0.1355	0.0158
Wolf Creek Landfill, LLC	GA	Electricity	Reciprocating Engine	0.1265	0.0148
Cedar Rapids Linn County Solid Waste Landfill #2	IA	Electricity	Cogeneration	0.0723	0.0084
Central Disposal Landfill	IA	Electricity	Reciprocating Engine	0.0000	0.0000
Des Moines County Regional Sanitary Landfill	IA	Direct	Leachate Evaporation	0.0126	0.0012
Metro Park East Landfill	IA	Electricity	Reciprocating Engine	0.2783	0.0325
Ada County Landfill	ID	Electricity	Reciprocating Engine	0.1084	0.0127
Fighting Creek Farm Landfill	ID	Electricity	Reciprocating Engine	0.0587	0.0069
Fort Hall Mine Landfill	ID	Electricity	Reciprocating Engine	0.0542	0.0063

Current LMOP Landfill and LFG Energy Project Database - Operational Projects (Detailed Version)

3/6/2020

Anchorage Regional Landfill	AK	9,782,936	308,204	32	3.726	14,227		0	5.6	11200	2.59	9,890	9,890	24,117	0.05	0.032	Operational
Milner Butte Landfill	ID	4,227,349	244,823	17	0.717	2,738		0	1.55	3100		3,100	3,100	5,838	0.01	0.013	Operational
Advanced Disposal Zion Landfill	IL	21,820,693	762,310	29	7.023	26,817		0	5.4	10800	2.9	11,073	11,073	37,890	0.04	0.015	Operational
CDT LF	IL	1,596,000	504,119	3	0.5	1,909		0	1.6	3200		3,200	3,200	5,109	0.00	0.006	Operational
Clinton Landfill Inc.	IL	8,200,462	332,188	25	1.872	7,148	0.864	3,299	2.3	4600	1.008	3,849	7,148	10,997	0.02	0.022	Operational
Countryside LF	IL	15,569,533	336,648	46	5.92	20,550		0	5.54	11080		11,080	11,080	31,630	0.06	0.033	Shutdown
Five Oaks RDF	IL	13,104,852	152,210	86	4.3278	16,525		0	2.7	5400	1.728	6,598	6,598	23,123	0.11	0.043	Operational
Livingston LF	IL	52,839,681	1,130,286	47	9.658	33,525		0	15.6	31200		31,700	31,700	65,225	0.03	0.028	Shutdown
Milam Recycling and Disposal Facility	IL	29,095,849	1,021,576	28	4.296	16,404	1.516	5,789		0	3.25	12,410	18,198	28,814	0.02	0.018	Operational
Prairie View RDF	IL	10,510,182	770,462	14	4.252	16,236	2.102	8,026	4.4	8800	2.15	8,210	16,236	24,445	0.02	0.021	Operational
Rochelle Municipal #2	IL	4,854,114	135,664	36	1.72	6,568		0	4.8	9600	1.72	6,568	6,568	13,135	0.05	0.048	Operational
Advanced Disposal Blackfoot Landfill	IN	10,637,728	517,556	21	1	3,818	0.000	0	3.2	6400	1	3,818	3,818	7,637	0.01	0.007	Operational
Clark-Floyd LF	IN	7,938,559	339,067	23	1.451	5,540		0	2.14	4280	1.152	4,399	4,399	9,939	0.02	0.013	Operational
County Line LF	IN	15,867,880	282,485	56	3.643	13,910	0.653	2,493	5.33	10660	2.7	10,310	12,803	24,220	0.05	0.045	Operational
Earthmovers LF	IN	9,531,568	282,772	34	3.493	13,338		0	4.4	8800		8,800	8,800	22,138	0.05	0.031	Operational
Elkhart County Landfill	IN	8,005,460	179,810	45	1.131	4,319		0		0	0.346	1,321	1,321	5,640	0.02	0.007	Operational
Jay County LF	IN	5,606,478	165,507	34	1.402	4,867		0	1.73	3460		3,460	3,460	8,327	0.03	0.021	Shutdown
Laubscher Meadows LF	IN	16,055,231	234,953	68	2.448	9,347	0.288	1,100		0	2.16	8,248	9,347	17,595	0.04	0.040	Operational
Liberty Landfill	IN	20,488,223	1,338,389	15	7.063	26,969		0	3	6000		6,000	6,000	32,969	0.02	0.004	Operational
National Serv-All LF	IN	20,252,881	711,939	28	6.68	25,494	1.711	6,534		0	2.52	9,622	16,157	35,116	0.04	0.023	Operational
Newton County Landfill	IN	49,404,865	2,474,239	20	10.769	41,120		0		0	1.152	4,399	4,399	45,519	0.02	0.002	Operational
Oak Ridge RDF	IN	7,897,850	212,258	37	1.424	5,437	0.000	0	2.67	5340	1.424	5,437	5,437	10,875	0.03	0.026	Operational

Current LMOP Landfill and LFG Energy Project Database - Operational Projects (Detailed Version)

3/6/2020

Anchorage Regional Landfill	AK	Electricity	Reciprocating Engine	0.2530	0.0295
Milner Butte Landfill	ID	Electricity	Reciprocating Engine	0.0700	0.0082
Advanced Disposal Zion Landfill	IL	Electricity	Reciprocating Engine	0.2440	0.0285
CDT LF	IL	Electricity	Reciprocating Engine	0.0723	0.0084
Clinton Landfill Inc.	IL	Electricity	Reciprocating Engine	0.1039	0.0121
Countryside LF	IL	Electricity	Reciprocating Engine	0.0000	0.0000
Five Oaks RDF	IL	Electricity	Cogeneration	0.1220	0.0142
Livingston LF	IL	Electricity	Gas Turbine	0.0000	0.0000
Milam Recycling and Disposal Facility	IL	Renewable Natural Gas	Vehicle Fuel	0.2845	0.0256
Prairie View RDF	IL	Electricity	Reciprocating Engine	0.1988	0.0232
Rochelle Municipal #2	IL	Electricity	Reciprocating Engine	0.2169	0.0253
Advanced Disposal Blackfoot Landfill	IN	Electricity	Reciprocating Engine	0.1446	0.0169
Clark-Floyd LF	IN	Electricity	Reciprocating Engine	0.0967	0.0113
County Line LF	IN	Electricity	Reciprocating Engine	0.2408	0.0281
Earthmovers LF	IN	Electricity	Reciprocating Engine	0.1988	0.0232
Elkhart County Landfill	IN	Direct	Boiler	0.0303	0.0030
Jay County LF	IN	Electricity	Reciprocating Engine	0.0000	0.0000
Laubscher Meadows LF	IN	Direct	Boiler	0.1891	0.0187
Liberty Landfill	IN	Electricity	Reciprocating Engine	0.1355	0.0158
National Serv-All LF	IN	Direct	Boiler	0.2206	0.0218
Newton County Landfill	IN	Direct	Direct Thermal	0.1009	0.0100
Oak Ridge RDF	IN	Electricity	Reciprocating Engine	0.1206	0.0141

Current LMOP Landfill and LFG Energy Project Database - Operational Projects (Detailed Version)

3/6/2020

Anchorage Regional Landfill	AK	9,782,936	308,204	32	3.726	14,227	0	5.6	11200	2.59	9,890	9,890	24,117	0.05	0.032	Operational	
Prairie View RDF	IN	12,503,042	435,140	29	2.544	9,714	0.061	233	2.85	5700	1.505	5,747	5,980	15,461	0.02	0.014	Operational
Randolph Farms LF	IN	8,772,297	379,529	23	1.578	6,025	1.290	4,926	0	0.288	1,100	6,025	7,125	0.02	0.016	Operational	
South Side Landfill Inc.	IN	22,748,275	1,122,838	20	7.2	27,492	0.000	0	0	2.4	9,164	9,164	36,657	0.02	0.008	Operational	
Sycamore Ridge Landfill & Victory Landfill	IN	16,087,802	512,782	31	2.429	9,275	1.816	6,934	0	1	3,818	10,753	13,093	0.02	0.021	Operational	
Twin Bridges RDF	IN	27,860,712	832,039	33	6.4750594	22,477	2.560	8,887	3	6000	1.61	5,589	14,475	28,065	0.03	0.017	Shutdown
Allen County LF	KS	1,310,009	60,967	21	0.221	844	0.171	653	0	0.0504	192	845	1,036	0.01	0.014	Operational	
Hamm SLF	KS	10,428,871	390,340	27	1.958	7,476	0	0	0	1.96	7,484	7,484	14,960	0.02	0.019	Operational	
Johnson County LF	KS	41,635,199	1,286,177	32	8.905	34,003	1.905	7,274	0	4.9	18,710	25,984	52,713	0.03	0.020	Operational	
Oak Grove Landfill	KS	4,001,602	250,261	16	1.583	6,045	0.313	1,195	1.29	2580	0.715	2,730	3,925	8,775	0.02	0.016	Operational
Rolling Meadows LF	KS	10,292,722	233,568	44	2.864	10,936	0.026	99	5.4	10800	2.85	10,882	10,982	21,818	0.05	0.047	Operational
Seward County Landfill	KS	2,163,910	102,524	21	0.1	382	0	0	0	0.1	382	382	764	0.00	0.004	Operational	
Advanced Disposal Morehead Landfill Inc.	KY	2,313,352	71,133	33	0.61	2,329	0.610	2,329	1.28	2560	0	2,329	2,329	0.03	0.033	Operational	
Bavarian Trucking Company LF	KY	7,570,707	438,924	17	3.456	13,196	1.010	3,857	3.2	6400	1.666	6,361	10,218	19,558	0.03	0.023	Operational
Blue Ridge RDF	KY	4,212,096	115,361	37	1.011	3,860	0	0	0.8	1600	1,600	1,600	5,460	0.03	0.014	Operational	
Central Kentucky Landfill	KY	2,718,004	358,429	8	0.403	1,539	0	0	0.61	1220	1,220	1,220	2,759	0.00	0.003	Operational	
Glasgow Regional Landfill	KY	2,495,062	106,670	23	0.233	890	0	0	1	2000	0.442	1,688	1,688	2,577	0.01	0.016	Operational
Green Valley Landfill	KY	6,326,911	213,912	30	1.298	4,956	0.273	1,042	2.4	4800	1.025	3,914	4,956	8,870	0.02	0.023	Operational
Hardin County Landfill	KY	4,193,924	162,663	26	0.685	2,616	0	0	2.4	4800	1.065	4,067	4,067	6,682	0.02	0.025	Operational
Laurel Ridge Landfill Inc.	KY	7,421,195	324,136	23	1.809	6,907	0	0	2.35	4700	1.19	4,544	4,544	11,451	0.02	0.014	Operational

Current LMOP Landfill and LFG Energy Project Database - Operational Projects (Detailed Version)

3/6/2020

Anchorage Regional Landfill	AK	Electricity	Reciprocating Engine	0.2530	0.0295
Prairie View RDF	IN	Electricity	Reciprocating Engine	0.1288	0.0150
Randolph Farms LF	IN	Renewable Natural Gas	Vehicle Fuel	0.0252	0.0023
South Side Landfill Inc.	IN	Direct	Boiler	0.2101	0.0207
Sycamore Ridge Landfill & Victory Landfill	IN	Direct	Direct Thermal	0.0875	0.0086
Twin Bridges RDF	IN	Electricity	Reciprocating Engine	0.0000	0.0000
Allen County LF	KS	Direct	Direct Thermal	0.0044	0.0004
Hamm SLF	KS	Renewable Natural Gas	Vehicle Fuel	0.1716	0.0155
Johnson County LF	KS	Renewable Natural Gas	Vehicle Fuel	0.4290	0.0387
Oak Grove Landfill	KS	Electricity	Reciprocating Engine	0.0583	0.0068
Rolling Meadows LF	KS	Electricity	Reciprocating Engine	0.2440	0.0285
Seward County Landfill	KS	Direct	Boiler	0.0088	0.0009
Advanced Disposal Morehead Landfill Inc.	KY	Electricity	Reciprocating Engine	0.0578	0.0068
Bavarian Trucking Company LF	KY	Electricity	Reciprocating Engine	0.1446	0.0169
Blue Ridge RDF	KY	Electricity	Reciprocating Engine	0.0361	0.0042
Central Kentucky Landfill	KY	Electricity	Reciprocating Engine	0.0276	0.0032
Glasgow Regional Landfill	KY	Electricity	Reciprocating Engine	0.0452	0.0053
Green Valley Landfill	KY	Electricity	Reciprocating Engine	0.1084	0.0127
Hardin County Landfill	KY	Electricity	Reciprocating Engine	0.1084	0.0127
Laurel Ridge Landfill Inc.	KY	Electricity	Reciprocating Engine	0.1062	0.0124

Current LMOP Landfill and LFG Energy Project Database - Operational Projects (Detailed Version)

3/6/2020

Anchorage Regional Landfill	AK	9,782,936	308,204	32	3.726	14,227	0	5.6	11200	2.59	9,890	9,890	24,117	0.05	0.032	Operational	
Outer Loop RDF	KY	35,678,903	1,162,169	31	5.703	21,776	0.000	0	0	5.65	21,574	21,574	43,350	0.02	0.019	Operational	
Rumpke/Pendleton County LF	KY	6,511,889	307,664	21	1.59	6,071	0	3.2	6400	1.521	5,808	5,808	11,879	0.02	0.019	Operational	
EBR Parish North Landfill	LA	11,485,777	509,905	23	3.123	11,925	0		0	3.6	13,746	13,746	25,671	0.02	0.027	Operational	
Jefferson Davis Parish Landfill	LA	10,753,919	355,541	30	3.108	11,868	0.000	0	0	1.76	6,720	6,720	18,588	0.03	0.019	Operational	
Jefferson Parish SLF	LA	14,951,230	379,605	39	1.809	6,280	0			2.62	6,400	6,400	12,680	0.02	0.017	Shutdown	
River Birch Landfill	LA	22,092,392	1,190,081	19	8.393	32,048	0		0	5.76	21,994	21,994	54,042	0.03	0.018	Operational	
St. Landry Parish LF	LA	2,750,000	101,699	27	0.358	1,367	0.288	1,100	0	0.07	267	1,367	1,634	0.01	0.013	Operational	
Woolworth Road Landfill	LA	11,152,610	370,235	30	2.95	11,264	0.000	0	0	2.95	11,264	11,264	22,529	0.03	0.030	Operational	
Crapo Hill LF	MA	1,807,000	101,426	18	1.656	6,323	0.000	0	3.2	6400	1.656	6,323	6,323	12,647	0.06	0.062	Operational
Fitchburg-Westminster LF	MA	12,401,952	596,501	21	3.247	12,398	0	2.68	5360	1.36	5,193	5,193	17,591	0.02	0.009	Operational	
Haverhill Landfill	MA	7,621,663	138,717	55	0.72	2,749	0	1.6	3200		3299	3,299	6,048	0.02	0.024	Operational	
Taunton SLF	MA	3,822,183	243,795	16	1.51	5,766	0	1.55	3100		3,100	3,100	8,866	0.02	0.013	Operational	
Brown Station Road Sanitary Landfill	MD	18,005,063	291,409	62	4.81	16,697	0.396	1,375	2.55	5100	1.33	4,617	5,991	21,314	0.06	0.021	Shutdown
Eastern Sanitary Landfill Solid Waste Management Facility (ESL)	MD	6,587,729	142,951	46	1.218	4,651	0.568	2,169	1.68	3360	1.18	4,506	6,675	9,157	0.03	0.047	Operational
Millersville SLF	MD	8,284,733	150,941	55	1.814	6,927	0.074	283	3	6000	1.74	6,644	6,927	13,571	0.05	0.046	Operational
Newland Park SLF	MD	3,589,673	133,377	27	0.842	3,215	0	1.32	2640	0.7	2,673	2,673	5,888	0.02	0.020	Operational	
Quarantine Road SLF	MD	10,632,202	127,942	83	0.769	2,936	0	1.5	3000	0.864	3,299	3,299	6,235	0.02	0.026	Operational	

Current LMOP Landfill and LFG Energy Project Database - Operational Projects (Detailed Version)

3/6/2020

Anchorage Regional Landfill	AK	Electricity	Reciprocating Engine	0.2530	0.0295
Outer Loop RDF	KY	Renewable Natural Gas	Vehicle Fuel	0.4946	0.0446
Rumpke/Pendleton County LF	KY	Electricity	Reciprocating Engine	0.1446	0.0169
EBR Parish North Landfill	LA	Direct	Boiler	0.3152	0.0311
Jefferson Davis Parish Landfill	LA	Renewable Natural Gas	Vehicle Fuel	0.1541	0.0139
Jefferson Parish SLF	LA	Direct	Direct Thermal	0.0000	0.0000
River Birch Landfill	LA	Renewable Natural Gas	Vehicle Fuel	0.5042	0.0455
St. Landry Parish LF	LA	Renewable Natural Gas	Vehicle Fuel	0.0061	0.0006
Woolworth Road Landfill	LA	Renewable Natural Gas	Vehicle Fuel	0.2583	0.0233
Crapo Hill LF	MA	Electricity	Reciprocating Engine	0.1446	0.0169
Fitchburg-Westminster LF	MA	Electricity	Reciprocating Engine	0.1211	0.0141
Haverhill Landfill	MA	Electricity	Reciprocating Engine	0.0723	0.0084
Taunton SLF	MA	Electricity	Reciprocating Engine	0.0700	0.0082
Brown Station Road Sanitary Landfill	MD	Electricity	Reciprocating Engine	0.0000	0.0000
Eastern Sanitary Landfill Solid Waste Management Facility (ESL)	MD	Electricity	Reciprocating Engine	0.0759	0.0089
Millersville SLF	MD	Electricity	Reciprocating Engine	0.1355	0.0158
Newland Park SLF	MD	Electricity	Reciprocating Engine	0.0596	0.0070
Quarantine Road SLF	MD	Electricity	Cogeneration	0.0678	0.0079

Current LMOP Landfill and LFG Energy Project Database - Operational Projects (Detailed Version)

3/6/2020

Anchorage Regional Landfill	AK	9,782,936	308,204	32	3.726	14,227	0	5.6	11200	2.59	9,890	9,890	24,117	0.05	0.032	Operational	
Crossroads LF	ME	9,319,120	447,324	21	1.294	4,941	0.000	0	2.6	5200	5,200	5,200	10,141	0.01	0.012	Operational	
Hatch Hill LF	ME	1,100,000	36,600	30	0.22	840	0.220	840	0.55	1100	1,100	1,940	1,940	0.02	0.053	Operational	
Adrian Landfill	MI	7,911,557	92,087	86	1.06	4,047	0.004	15	1.95	3900	1.25	4,773	4,788	8,820	0.04	0.052	Operational
Advanced Disposal Arbor Hills Landfill Inc.	MI	63,745,750	2,187,455	29	13.181	50,330	0	23.5	47000	47,000	47,000	47,000	97,330	0.02	0.021	Operational	
Autumn Hills Recycling & Disposal Facility	MI	13,152,374	481,188	27	3.161	12,070	0	0	0.5	1,909	1,909	1,909	13,979	0.03	0.004	Operational	
Brent Run Landfill	MI	16,586,470	1,134,263	15	3.238	12,364	0	1.6	3200	0.86	3,284	3,284	15,648	0.01	0.003	Operational	
C&C Landfill	MI	15,076,766	482,745	31	3.8	14,510	0	2.7	5400	5,400	5,400	5,400	19,910	0.03	0.011	Operational	
Carleton Farms Landfill	MI	47,632,539	2,416,487	20	6.41	24,476	0.650	2,482	4	8000	8,000	10,482	32,476	0.01	0.004	Operational	
Central Sanitary Landfill, Inc.	MI	7,740,941	232,423	33	1.296	4,949	0	2.4	4800	4,800	4,800	4,800	9,749	0.02	0.021	Operational	
Citizens Disposal Landfill	MI	14,415,359	594,516	24	3.912	14,938	0	2.4	4800	1.296	4,949	4,949	19,886	0.03	0.008	Operational	
City of Midland Sanitary LF	MI	9,449,374	147,834	64	0.58	2,215	0	1.3	2600	2,600	2,600	2,600	4,815	0.01	0.018	Operational	
Eagle Valley RDF	MI	12,035,825	600,722	20	5.269	20,119	0	0	2.16	8,248	8,248	8,248	28,367	0.03	0.014	Operational	
Granger Wood Street Landfill	MI	12,828,933	502,286	26	4.279	16,339	0	1.6	3200	0.864	3,299	3,299	19,638	0.03	0.007	Operational	
Kent County - South Kent LF	MI	7,855,798	380,363	21	1.512	5,773	0	3.2	6400	1.296	4,949	4,949	10,722	0.02	0.013	Operational	
Muskegon County SWF	MI	3,077,342	176,933	17	0.864	3,299	0	0	0.432	1,650	1,650	1,650	4,949	0.02	0.009	Operational	
Northern Oaks Recycling & Disposal Facility	MI	4,132,715	114,796	36	1.282	4,895	0	0	0.51	1,947	1,947	1,947	6,843	0.04	0.017	Operational	
Oakland Heights Development Landfill	MI	17,544,236	305,964	57	4.876	18,618	3.030	11,570	0	2.16	8,248	19,817	26,866	0.06	0.065	Operational	
Orchard Hill SLF	MI	5,660,027	224,028	25	1.844	7,041	0	0	0.36	1,375	1,375	1,375	8,416	0.03	0.006	Operational	
Ottawa County Farms Landfill	MI	26,849,681	897,978	30	2.521	8,751	0.000	0	4.5	2.24	7,776	7,776	16,527	0.01	0.009	Shutdown	
People's Landfill, Inc.	MI	11,136,855	305,964	36	1.934	7,385	0	1.17	2340	2,340	2,340	2,340	9,725	0.02	0.008	Operational	

Current LMOP Landfill and LFG Energy Project Database - Operational Projects (Detailed Version)

3/6/2020

Anchorage Regional Landfill	AK	Electricity	Reciprocating Engine	0.2530	0.0295
Crossroads LF	ME	Electricity	Reciprocating Engine	0.1175	0.0137
Hatch Hill LF	ME	Electricity	Reciprocating Engine	0.0249	0.0029
Adrian Landfill	MI	Electricity	Reciprocating Engine	0.0881	0.0103
Advanced Disposal Arbor Hills Landfill Inc.	MI	Electricity	Combined Cycle	1.0617	0.1240
Autumn Hills Recycling & Disposal Facility	MI	Direct	Boiler	0.0438	0.0043
Brent Run Landfill	MI	Electricity	Reciprocating Engine	0.0723	0.0084
C&C Landfill	MI	Electricity	Reciprocating Engine	0.1220	0.0142
Carleton Farms Landfill	MI	Electricity	Reciprocating Engine	0.1807	0.0211
Central Sanitary Landfill, Inc.	MI	Electricity	Reciprocating Engine	0.1084	0.0127
Citizens Disposal Landfill	MI	Electricity	Cogeneration	0.1084	0.0127
City of Midland Sanitary LF	MI	Electricity	Cogeneration	0.0587	0.0069
Eagle Valley RDF	MI	Direct	Boiler	0.0946	0.0093
Granger Wood Street Landfill	MI	Electricity	Reciprocating Engine	0.0723	0.0084
Kent County - South Kent LF	MI	Electricity	Reciprocating Engine	0.1446	0.0169
Muskegon County SWF	MI	Direct	Direct Thermal	0.0378	0.0037
Northern Oaks Recycling & Disposal Facility	MI	Direct	Leachate Evaporation	0.0447	0.0044
Oakland Heights Development Landfill	MI	Direct	Boiler	0.0946	0.0093
Orchard Hill SLF	MI	Direct	Leachate Evaporation	0.0315	0.0031
Ottawa County Farms Landfill	MI	Electricity	Reciprocating Engine	0.0000	0.0000
People's Landfill, Inc.	MI	Electricity	Reciprocating Engine	0.0264	0.0031

Current LMOP Landfill and LFG Energy Project Database - Operational Projects (Detailed Version)

3/6/2020

Anchorage Regional Landfill	AK	9,782,936	308,204	32	3.726	14,227		0	5.6	11200	2.59	9,890	9,890	24,117	0.05	0.032	Operational
Pine Tree Acres LF Inc.	MI	41,782,137	2,085,849	20	14	53,458		0	3.9	7800	2	7,637	7,637	61,094	0.03	0.004	Operational
Riverview Land Preserve	MI	22,217,089	656,271	34	6.503	24,831		0	6.6	13200	4.9	18,710	18,710	43,541	0.04	0.029	Operational
Sauk Trail Hills Landfill	MI	23,109,103	650,000	36	4.6	17,565		0		0	4.6	17,565	17,565	35,129	0.03	0.027	Operational
Smiths Creek Landfill	MI	8,683,439	410,098	21	1.9	7,255		0	3.2	6400	1.9	7,255	7,255	14,510	0.02	0.018	Operational
Southeast Berrien County Landfill	MI	6,130,397	242,602	25	1.439	5,495	0.059	225	2.9	5800	1.38	5,269	5,495	10,764	0.02	0.023	Operational
Venice Park Recycling & Disposal Facility	MI	10,790,364	231,293	47	3.93	15,006		0	1.5	3000	0.88	3,360	3,360	18,366	0.06	0.015	Operational
Vienna Junction Landfill	MI	20,894,771	594,148	35	1.775	6,778	1.736	6,629		0	0.864	3,299	9,928	10,077	0.01	0.017	Operational
Waters Landfill	MI	5,465,520	120,580	45	1.39	5,308		0		0	0.54	2,062	2,062	7,369	0.04	0.017	Operational
Westside Recycling and Disposal Facility	MI	13,135,390	387,335	34	1.892	7,224		0		0	1.75	6,682	6,682	13,907	0.02	0.017	Operational
Whitefeather Landfill	MI	4,052,002	172,614	23	1.31	5,002		0	3.2	6400	1.152	4,399	4,399	9,401	0.03	0.025	Operational
Woodland Meadows Landfill	MI	52,666,512	2,348,758	22	11.54	44,054	5.324	20,328		0	7.4	28,256	48,584	72,310	0.02	0.021	Operational
Burnsville SLF	MN	14,610,713	386,006	38	3.498	12,142		0	2.37	4740	1.6	5,554	5,554	17,697	0.03	0.014	Shutdown
Crow Wing County SLF	MN	1,629,312	46,783	35	0.206	787		0		0	0.04	153	153	939	0.02	0.003	Operational
East Central SLF (ECSWC)	MN	2,299,640	90,589	25	0.571	2,180	0.111	424	0.87	1740	0.46	1,756	2,180	3,937	0.02	0.024	Operational
Elk River SLF Inc.	MN	12,573,503	285,646	44	3.48	13,288	1.810	6,911	2.17	4340	1.17	4,468	11,379	17,756	0.05	0.040	Operational
Spruce Ridge Landfill	MN	7,702,728	209,717	37	1.554	5,934	0.014	53	2.28	4560		4560	4,613	10,494	0.03	0.022	Operational
Black Oak Landfill	MO	6,449,619	327,172	20	1.121	4,280		0	1.953	3906		3,906	3,906	8,186	0.01	0.012	Operational
Central Missouri SLF	MO	5,093,241	492,887	10	2.59	9,890		0	2.4	4800		4,800	4,800	14,690	0.02	0.010	Operational
Columbia SLF	MO	4,757,294	212,852	22	1.237	4,723		0	1.43	2860	1.04	3,971	3,971	8,694	0.02	0.019	Operational

Current LMOP Landfill and LFG Energy Project Database - Operational Projects (Detailed Version)

3/6/2020

Anchorage Regional Landfill	AK	Electricity	Reciprocating Engine	0.2530	0.0295
Pine Tree Acres LF Inc.	MI	Electricity	Reciprocating Engine	0.1762	0.0206
Riverview Land Preserve	MI	Electricity	Gas Turbine	0.2982	0.0348
Sauk Trail Hills Landfill	MI	Renewable Natural Gas	Vehicle Fuel	0.4027	0.0363
Smiths Creek Landfill	MI	Electricity	Reciprocating Engine	0.1446	0.0169
Southeast Berrien County Landfill	MI	Electricity	Reciprocating Engine	0.1310	0.0153
Venice Park Recycling & Disposal Facility	MI	Electricity	Reciprocating Engine	0.0678	0.0079
Vienna Junction Landfill	MI	Direct	Boiler	0.0756	0.0075
Waters Landfill	MI	Direct	Leachate Evaporation	0.0473	0.0047
Westside Recycling and Disposal Facility	MI	Renewable Natural Gas	Vehicle Fuel	0.1532	0.0138
Whitefeather Landfill	MI	Electricity	Reciprocating Engine	0.1446	0.0169
Woodland Meadows Landfill	MI	Renewable Natural Gas	Vehicle Fuel	0.6478	0.0584
Burnsville SLF	MN	Electricity	Reciprocating Engine	0.0000	0.0000
Crow Wing County SLF	MN	Direct	Boiler	0.0035	0.0004
East Central SLF (ECSWC)	MN	Electricity	Reciprocating Engine	0.0393	0.0046
Elk River SLF Inc.	MN	Electricity	Reciprocating Engine	0.0980	0.0115
Spruce Ridge Landfill	MN	Electricity	Reciprocating Engine	0.1030	0.0120
Black Oak Landfill	MO	Electricity	Reciprocating Engine	0.0882	0.0103
Central Missouri SLF	MO	Electricity	Reciprocating Engine	0.1084	0.0127
Columbia SLF	MO	Electricity	Reciprocating Engine	0.0646	0.0075

Current LMOP Landfill and LFG Energy Project Database - Operational Projects (Detailed Version)

3/6/2020

Anchorage Regional Landfill	AK	9,782,936	308,204	32	3.726	14,227	0	5.6	11200	2.59	9,890	9,890	24,117	0.05	0.032	Operational
Courtney Ridge Landfill, LLC	MO	9,020,516	502,862	18	2.908	11,104	0.000	0	0	1.81	6,911	6,911	18,015	0.02	0.014	Operational
Fulton SLF	MO	330,514	147,872	2	0.13	496	0	0.225	450		450	450	946	0.00	0.003	Operational
IESI Timber Ridge Landfill	MO	2,981,691	216,547	14	1.078	4,116	0		0	0.04	153	153	4,269	0.02	0.001	Operational
Jefferson City Sanitary Landfill	MO	5,393,960	147,135	37	2.177	8,313	0	3.2	6400	1.3	4,964	4,964	13,277	0.06	0.034	Operational
Prairie View Regional Waste Facility	MO	11,670,027	494,923	24	3.43	13,097	0	3.2	6400	1.87	7,140	7,140	20,237	0.03	0.014	Operational
Springfield Sanitary Landfill	MO	7,279,714	236,133	31	1.58	6,033	0.000	0	3		6,033	6,033	12,066	0.03	0.026	Operational
St. Joseph City SLF	MO	4,790,609	142,798	34	0.836	3,192	0	1.6	3200	0.72	2,749	2,749	5,941	0.02	0.019	Operational
Golden Triangle Regional Landfill	MS	2,998,827	142,095	21	0.392	1,497	0.042	160	0.53		1,336	1,497	2,833	0.01	0.011	Operational
Northeast Mississippi Regional Landfill	MS	5,477,534	529,826	10	1.721	6,571	0		0	1.77	6,759	6,759	13,330	0.01	0.013	Operational
Pecan Grove Sanitary Landfill	MS	11,538,282	257,419	45	2.994	10,393	0.994	3,450		3.3	11,455	14,906	21,848	0.04	0.058	Shutdown
Three Rivers Regional Landfill	MS	4,456,403	248,947	18	0.624	2,383	0	0.999	1998		1,998	1,998	4,381	0.01	0.008	Operational
Billings City Landfill	MT	7,822,102	294,866	27	1.053	4,021	0		0	0.895	3,417	3,417	7,438	0.01	0.012	Operational
Flathead County Landfill	MT	3,621,885	116,146	31	0.841	3,211	0.000	0	0.84		1680	2,024	5,235	0.03	0.017	Operational
Blackburn SLF	NC	4,988,573	179,486	28	1.728	6,598	0.000	0	2		4000	4,086	10,684	0.04	0.023	Operational
Buncombe County New Landfill	NC	2,541,505	130,433	19	0.72	2,749	0.140	535	1.4		2800	2,749	4,964	0.02	0.021	Operational
Charlotte Motor Speedway Landfill V	NC	32,903,146	1,066,926	31	10.777	41,151	0	4			8000	8,019	49,169	0.04	0.008	Operational
Cumberland County Ann Street Landfill	NC	4,838,949	199,076	24	1.8	6,873	0		0	1	3,818	3,818	10,692	0.03	0.019	Operational
Davidson County LF	NC	3,323,819	135,675	24	0.672	2,566	0.000	0	1.58		3160	2,673	5,239	0.02	0.020	Operational

Current LMOP Landfill and LFG Energy Project Database - Operational Projects (Detailed Version)

3/6/2020

Anchorage Regional Landfill	AK	Electricity	Reciprocating Engine	0.2530	0.0295
Courtney Ridge Landfill, LLC	MO	Direct	Direct Thermal	0.1585	0.0156
Fulton SLF	MO	Electricity	Reciprocating Engine	0.0102	0.0012
IESI Timber Ridge Landfill	MO	Direct	Leachate Evaporation	0.0035	0.0004
Jefferson City Sanitary Landfill	MO	Electricity	Cogeneration	0.1446	0.0169
Prairie View Regional Waste Facility	MO	Electricity	Reciprocating Engine	0.0723	0.0084
Springfield Sanitary Landfill	MO	Electricity	Reciprocating Engine	0.1355	0.0158
St. Joseph City SLF	MO	Electricity	Reciprocating Engine	0.0723	0.0084
Golden Triangle Regional Landfill	MS	Electricity	Reciprocating Engine	0.0240	0.0028
Northeast Mississippi Regional Landfill	MS	Renewable Natural Gas	Vehicle Fuel	0.1550	0.0140
Pecan Grove Sanitary Landfill	MS	Direct	Boiler	0.0000	0.0000
Three Rivers Regional Landfill	MS	Electricity	Reciprocating Engine	0.0451	0.0053
Billings City Landfill	MT	Renewable Natural Gas	Vehicle Fuel	0.0784	0.0071
Flathead County Landfill	MT	Electricity	Reciprocating Engine	0.0380	0.0044
Blackburn SLF	NC	Electricity	Reciprocating Engine	0.0904	0.0106
Buncombe County New Landfill	NC	Electricity	Reciprocating Engine	0.0633	0.0074
Charlotte Motor Speedway Landfill V	NC	Electricity	Gas Turbine	0.1807	0.0211
Cumberland County Ann Street Landfill	NC	Direct	Boiler	0.0875	0.0086
Davidson County LF	NC	Electricity	Reciprocating Engine	0.0714	0.0083

Current LMOP Landfill and LFG Energy Project Database - Operational Projects (Detailed Version)

3/6/2020

Anchorage Regional Landfill	AK	9,782,936	308,204	32	3.726	14,227	0	5.6	11200	2.59	9,890	9,890	24,117	0.05	0.032	Operational	
Gaston County LF	NC	4,036,096	176,766	23	1.747	6,671	0.127	485	2.25	4500	1.08	4,124	4,609	10,795	0.04	0.026	Operational
Hanes Mill Road Landfill	NC	11,837,404	263,918	45	2.303	8,794	0	3.1	6200	2.23	8,515	8,515	17,309	0.03	0.032	Operational	
Haywood County LF	NC	1,524,207	159,822	10	0.23	878	0	0.075	150		150	150	1,028	0.01	0.001	Operational	
Iredell County LF	NC	5,637,291	191,385	29	1.317	5,029	0.000	0	2.78	5560	1.31	5,002	5,002	10,031	0.03	0.026	Operational
Johnston County MSW LF	NC	3,806,235	128,625	30	0.614	2,344	0.000	0	1.38	2760	0.61	2,329	2,329	4,674	0.02	0.018	Operational
Onslow County LF	NC	3,590,613	118,406	30	0.808	3,085	0	1.953	3906		3,906	3,906	6,991	0.03	0.033	Operational	
Robeson County LF	NC	2,986,274	98,371	30	1.152	4,399	0	1.06	2120	0.482	1,840	1,840	6,239	0.04	0.019	Operational	
Sampson County Disposal, LLC	NC	20,841,241	1,559,093	13	5.18	19,779	2.100	8,019	6.4	12800	3.08	11,761	19,779	31,540	0.01	0.013	Operational
South Wake LF (New)	NC	4,651,445	460,574	10	3.6	13,746	0	3.2	6400	1.44	5,498	5,498	19,245	0.03	0.012	Operational	
Tuscarora Long-Term Regional Landfill	NC	4,614,456	198,175	23	1.426	5,445	0	2.22	4440	1.5	5,728	5,728	11,173	0.03	0.029	Operational	
Uwharrie Environmental Regional LF	NC	14,953,461	458,057	33	4.721	18,027	1.251	4,777	7.35	14700	3.47	13,250	18,027	31,276	0.04	0.039	Operational
City of Fargo Landfill	ND	6,700,475	221,162	30	1.2	4,582	0.000	0		0	0.55	2,100	2,100	6,682	0.02	0.009	Operational
Bluff Road Landfill	NE	8,601,623	305,519	28	2.495	9,527	0.755	2,883	3.6	7200	1.6	6,109	8,992	15,636	0.03	0.029	Operational
Butler County Landfill Inc.	NE	7,152,726	320,000	22	1.272	4,857	0			0	1.15	4,391	4,391	9,248	0.02	0.014	Operational
Douglas County Landfill	NE	5,224,710	496,972	11	0.93	3,536	0.007	25		0	0.92	3,513	3,538	7,049	0.01	0.007	Operational
Douglas County Recycling and Disposal Facility LF	NE	17,577,043	571,323	31	4.358	16,641	0	3	6000	1.3	4,964	4,964	21,604	0.03	0.009	Operational	
L.P. Gill LF	NE	5,529,940	254,849	22	0.864	3,299	0			0	0.614	2,344	2,344	5,644	0.01	0.009	Operational
Mount Carberry Landfill	NH	6,755,424	253,816	27	2.002	7,644	0			0	1.12	4,277	4,277	11,921	0.03	0.017	Operational
Burlington County SLF	NJ	9,883,401	333,809	30	4.37	15,169	0	0.12	240	0.0864	300	300	15,469	0.05	0.001	Shutdown	
Cape May County MUA Secure Landfill	NJ	4,000,000	92,367	43	1.584	6,048	0.000	0		0	0.432	1,650	1,650	7,698	0.07	0.018	Operational

Current LMOP Landfill and LFG Energy Project Database - Operational Projects (Detailed Version)

3/6/2020

Anchorage Regional Landfill	AK	Electricity	Reciprocating Engine	0.2530	0.0295
Gaston County LF	NC	Electricity	Reciprocating Engine	0.1017	0.0119
Hanes Mill Road Landfill	NC	Electricity	Gas Turbine	0.1401	0.0164
Haywood County LF	NC	Electricity	Reciprocating Engine	0.0034	0.0004
Iredell County LF	NC	Electricity	Reciprocating Engine	0.1256	0.0147
Johnston County MSW LF	NC	Electricity	Reciprocating Engine	0.0624	0.0073
Onslow County LF	NC	Electricity	Reciprocating Engine	0.0882	0.0103
Robeson County LF	NC	Electricity	Reciprocating Engine	0.0479	0.0056
Sampson County Disposal, LLC	NC	Electricity	Reciprocating Engine	0.2892	0.0338
South Wake LF (New)	NC	Electricity	Reciprocating Engine	0.1446	0.0169
Tuscarora Long-Term Regional Landfill	NC	Electricity	Reciprocating Engine	0.1003	0.0117
Uwharrie Environmental Regional LF	NC	Electricity	Reciprocating Engine	0.1660	0.0194
City of Fargo Landfill	ND	Direct	Boiler	0.0482	0.0048
Bluff Road Landfill	NE	Electricity	Reciprocating Engine	0.1627	0.0190
Butler County Landfill Inc.	NE	Renewable Natural Gas	Vehicle Fuel	0.1007	0.0091
Douglas County Landfill	NE	Renewable Natural Gas	Vehicle Fuel	0.0805	0.0073
Douglas County Recycling and Disposal Facility LF	NE	Electricity	Reciprocating Engine	0.1355	0.0158
L.P. Gill LF	NE	Direct	Direct Thermal	0.0538	0.0053
Mount Carberry Landfill	NH	Direct	Boiler	0.0981	0.0097
Burlington County SLF	NJ	Electricity	Cogeneration	0.0000	0.0000
Cape May County MUA Secure Landfill	NJ	Direct	Boiler	0.0378	0.0037

Current LMOP Landfill and LFG Energy Project Database - Operational Projects (Detailed Version)

3/6/2020

Anchorage Regional Landfill	AK	9,782,936	308,204	32	3.726	14,227		0	5.6	11200	2.59	9,890	9,890	24,117	0.05	0.032	Operational
Cumberland County SWC	NJ	6,173,546	189,626	33	2.4	9,164	0.100	382	4.8	9600	2.3	8,782	9,164	17,946	0.05	0.048	Operational
Middlesex County LF	NJ	15,064,741	567,513	27	5.605	21,402		0	20	40000	7.56	28,867	28,867	50,269	0.04	0.051	Operational
Ocean County LF	NJ	19,236,289	526,064	37	7.244	27,660		0	4.8	9600	3	11,455	11,455	39,116	0.05	0.022	Operational
Pennsauken SLF	NJ	6,661,070	62,397	107	0.64	2,222	0.000	0	2.775		1.2	4,166	4,166	6,387	0.04	0.067	Shutdown
Salem County SLF	NJ	2,945,323	87,248	34	0.792	3,024		0	1.9	3800		3,800	3,800	6,824	0.03	0.044	Operational
Sussex County LF 1-E	NJ	1,934,255	87,394	22	0.838	3,200		0	1.5	3000		3,000	3,000	6,200	0.04	0.034	Operational
Camino Real Landfill	NM	14,471,094	463,471	31	1.834	7,003		0	1.5	3000	0.778	2,971	2,971	9,974	0.02	0.006	Operational
Cerro Colorado LF	NM	14,128,990	538,303	26	1.072	4,093		0		0	0.25	955	955	5,048	0.01	0.002	Operational
Apex Regional LF	NV	70,043,580	2,239,965	31	2.977	11,367	0.237	905	3.4	6800	2.74	10,462	11,367	21,830	0.01	0.005	Operational
Lockwood Regional LF	NV	41,898,489	1,279,907	33	3.702	14,136	1.440	5,498	2.9	5800	1.51	5,766	11,264	19,901	0.01	0.009	Operational
Albany Landfill	NY	9,581,245	146,894	65	3.68	14,052		0	1.9	3800	1	3,818	3,818	17,870	0.10	0.026	Operational
Ava Landfill	NY	3,108,871	265,042	12	2.019	7,709		0	1.42	2840		2,840	2,840	10,549	0.03	0.011	Operational
Broome County Landfill	NY	8,228,140	169,498	49	2.221	7,710		0	1.3	2600	0.72	2,499	2,499	10,209	0.05	0.015	Shutdown
Chaffee LF	NY	12,550,993	632,753	20	3.806	14,533		0	4.6	9200	2.6	9,928	9,928	24,461	0.02	0.016	Operational
Chautauqua County Landfill	NY	7,507,370	218,990	34	2.751	10,504	0.000	0	5.2	10400	2.7	10,310	10,310	20,814	0.05	0.047	Operational
Clinton County Regional Landfill	NY	4,927,827	204,658	24	3.02	11,532	0.420	1,604	4.38	8760	2.55	9,737	11,341	21,268	0.06	0.055	Operational
DANC Solid Waste Management Facility	NY	6,257,658	249,491	25	3.37	12,868		0	4.8	9600	2.3	8,782	8,782	21,650	0.05	0.035	Operational
Franklin County Regional Landfill	NY	1,794,051	84,095	21	0.178	680		0		0	0.072	275	275	955	0.01	0.003	Operational
Fulton County LF	NY	2,916,877	147,872	20	0.854	3,261		0	3.2	6400	1.5	5,728	5,728	8,988	0.02	0.039	Operational
High Acres LF and Recycling Center	NY	23,192,867	1,169,638	20	9.504	36,290		0	3	6000		6000	6,000	42,290	0.03	0.005	Operational

Current LMOP Landfill and LFG Energy Project Database - Operational Projects (Detailed Version)

3/6/2020

Anchorage Regional Landfill	AK	Electricity	Reciprocating Engine	0.2530	0.0295
Cumberland County SWC	NJ	Electricity	Reciprocating Engine	0.2169	0.0253
Middlesex County LF	NJ	Electricity	Combined Cycle	0.3013	0.0352
Ocean County LF	NJ	Electricity	Reciprocating Engine	0.2169	0.0253
Pennsauken SLF	NJ	Electricity	Reciprocating Engine	0.0000	0.0000
Salem County SLF	NJ	Electricity	Reciprocating Engine	0.0858	0.0100
Sussex County LF 1-E	NJ	Electricity	Reciprocating Engine	0.0678	0.0079
Camino Real Landfill	NM	Electricity	Reciprocating Engine	0.0678	0.0079
Cerro Colorado LF	NM	Direct	Boiler	0.0219	0.0022
Apex Regional LF	NV	Electricity	Gas Turbine	0.1536	0.0179
Lockwood Regional LF	NV	Electricity	Reciprocating Engine	0.1310	0.0153
Albany Landfill	NY	Electricity	Reciprocating Engine	0.0858	0.0100
Ava Landfill	NY	Electricity	Reciprocating Engine	0.0642	0.0075
Broome County Landfill	NY	Electricity	Reciprocating Engine	0.0000	0.0000
Chaffee LF	NY	Electricity	Reciprocating Engine	0.2078	0.0243
Chautauqua County Landfill	NY	Electricity	Reciprocating Engine	0.2349	0.0274
Clinton County Regional Landfill	NY	Electricity	Reciprocating Engine	0.1979	0.0231
DANC Solid Waste Management Facility	NY	Electricity	Reciprocating Engine	0.2169	0.0253
Franklin County Regional Landfill	NY	Direct	Direct Thermal	0.0063	0.0006
Fulton County LF	NY	Electricity	Reciprocating Engine	0.1446	0.0169
High Acres LF and Recycling Center	NY	Electricity	Reciprocating Engine	0.1355	0.0158

Current LMOP Landfill and LFG Energy Project Database - Operational Projects (Detailed Version)

3/6/2020

Anchorage Regional Landfill	AK	9,782,936	308,204	32	3.726	14,227		0	5.6	11200	2.59	9,890	9,890	24,117	0.05	0.032	Operational
Hyland LF	NY	6,231,184	496,426	13	2.546	9,722	0.170	649	4.4	8800	2.376	9,073	9,722	18,794	0.02	0.020	Operational
Madison County Landfill	NY	1,919,438	55,642	34	0.562	1,951		0	0.98	1960		1,960	1,960	3,911	0.04	0.035	Shutdown
Mill Seat LF	NY	13,063,164	628,203	21	4.68	17,870	1.224	4,674	4.5	9000	2.592	9,897	14,571	27,767	0.03	0.023	Operational
New Bath Landfill	NY	3,446,422	144,894	24	1.2	4,582		0	3.2	6400	1.22	4,658	4,658	9,241	0.03	0.032	Operational
Ontario County SLF	NY	15,531,609	998,191	16	6.54	24,972		0	3.2	6400	1.9	7,255	7,255	32,227	0.03	0.007	Operational
Seneca Meadows SWMF	NY	45,013,302	2,146,452	21	18.739	71,553		0	4	8000	2.38	9,088	9,088	80,641	0.03	0.004	Operational
Town of Colonie SLF	NY	7,898,802	337,268	23	1.98	7,560	0.000	0	3.82	7640	1.98	7,560	7,560	15,121	0.02	0.022	Operational
American LF	OH	34,358,723	996,003	34	3.453	11,986	0.803	2,787			4.1	14,232	17,020	26,218	0.01	0.017	Shutdown
Apex Sanitary Landfill	OH	17,297,207	1,631,032	11	3	11,455		0		0	2.9	11,073	11,073	22,529	0.01	0.007	Operational
Carbon Limestone LF	OH	36,390,143	1,206,535	30	9.93	37,924	0.609	2,327	9.6	19200		0	2,327	37,924	0.03	0.002	Operational
Cherokee Run Landfill, Inc.	OH	14,115,831	511,374	28	4.68	17,870		0	4.8	9600	2.4	9,164	9,164	27,034	0.03	0.018	Operational
Erie County SLF	OH	4,648,740	190,954	24	1.042	3,979	0.000	0	1.55	3100		3,100	3,100	7,079	0.02	0.016	Operational
Franklin County SLF	OH	24,374,126	1,134,240	21	8.143	31,093	0.343	1,310		0	2.4	9,164	10,474	40,257	0.03	0.009	Operational
Geneva Landfill	OH	5,654,598	134,005	42	1.98	7,560		0	2.6	5200	1.44	5,498	5,498	13,059	0.06	0.041	Operational
Hancock County Sanitary LF	OH	3,000,000	91,000	33	1.66	6,339		0	3.2	6400	1.584	6,048	6,048	12,387	0.07	0.066	Operational
Lake County SWF	OH	8,502,117	212,455	40	2.068	7,179	1.490	5,172			2.016	6,998	12,170	14,177	0.03	0.057	Shutdown
Lorain County Landfill I & II	OH	40,253,864	1,086,912	37	11.76	44,904		0	8.1	16200	4.5	17,183	17,183	62,087	0.04	0.016	Operational
Mahoning LF	OH	7,038,243	209,490	34	2.028	7,744	0.238	909	3.7	7400	1.79	6,835	7,744	14,579	0.04	0.037	Operational
Rumpke Brown County Landfill	OH	7,725,096	176,322	44	2.661	10,161		0	4.8	9600		9,600	9,600	19,761	0.06	0.054	Operational

Current LMOP Landfill and LFG Energy Project Database - Operational Projects (Detailed Version)

Anchorage Regional Landfill	AK	Electricity	Reciprocating Engine	0.2530	0.0295
Hyland LF	NY	Electricity	Reciprocating Engine	0.1988	0.0232
Madison County Landfill	NY	Electricity	Reciprocating Engine	0.0000	0.0000
Mill Seat LF	NY	Electricity	Reciprocating Engine	0.2033	0.0237
New Bath Landfill	NY	Electricity	Reciprocating Engine	0.1446	0.0169
Ontario County SLF	NY	Electricity	Reciprocating Engine	0.1446	0.0169
Seneca Meadows SWMF	NY	Electricity	Reciprocating Engine	0.1807	0.0211
Town of Colonie SLF	NY	Electricity	Reciprocating Engine	0.1726	0.0202
American LF	OH	Direct	Medium Btu	0.0000	0.0000
Apex Sanitary Landfill	OH	Renewable Natural Gas	Vehicle Fuel	0.2539	0.0229
Carbon Limestone LF	OH	Electricity	Reciprocating Engine	0.4337	0.0507
Cherokee Run Landfill, Inc.	OH	Electricity	Reciprocating Engine	0.2169	0.0253
Erie County SLF	OH	Electricity	Reciprocating Engine	0.0700	0.0082
Franklin County SLF	OH	Renewable Natural Gas	Vehicle Fuel	0.2101	0.0189
Geneva Landfill	OH	Electricity	Reciprocating Engine	0.1175	0.0137
Hancock County Sanitary LF	OH	Electricity	Reciprocating Engine	0.1446	0.0169
Lake County SWF	OH	Direct	Boiler	0.0000	0.0000
Lorain County Landfill I & II	OH	Electricity	Reciprocating Engine	0.3660	0.0427
Mahoning LF	OH	Electricity	Reciprocating Engine	0.1672	0.0195
Rumpke Brown County Landfill	OH	Electricity	Reciprocating Engine	0.2169	0.0253

Current LMOP Landfill and LFG Energy Project Database - Operational Projects (Detailed Version)

3/6/2020

Anchorage Regional Landfill	AK	9,782,936	308,204	32	3.726	14,227	0	5.6	11200	2.59	9,890	9,890	24,117	0.05	0.032	Operational		
Rumpke SLF, Inc.	OH	58,569,482	2,047,917	29	15	57,276	0	0	0	6	22,910	22,910	80,186	0.03	0.011	Operational		
Stony Hollow Landfill Inc.	OH	11,761,399	225,609	52	4.283	14,867	0	2.672	9,275	9,275	24,143	24,143	24,143	0.07	0.041	Shutdown		
Suburban South R&D	OH	13,510,355	526,516	26	2.71	9,407	0	4.9	9800	9,800	9,800	19,207	19,207	0.02	0.019	Shutdown		
American Environmental Landfill	OK	8,635,149	538,901	16	1.345	5,136	0	2.6	5200	5,200	5,200	10,336	10,336	0.01	0.010	Operational		
Oklahoma City Landfill	OK	13,460,690	623,038	22	3.168	12,097	0	0	2.02	7,713	7,713	19,810	19,810	0.02	0.012	Operational		
Oklahoma Environmental Management Authority (OEMA) Landfill	OK	2,879,330	77,850	37	0.252	962	0	0	0.576	2,199	2,199	3,162	3,162	0.01	0.028	Operational		
Sooner Landfill	OK	963,238	37,103	26	0.504	1,924	0.000	0	0	0.25	955	955	2,879	2,879	0.05	0.026	Operational	
Southeast OKC Landfill	OK	18,709,425	545,732	34	4.606	17,588	0.956	3,650	0	3.65	13,937	17,588	31,525	31,525	0.03	0.032	Operational	
Southern OK Regional Disposal LF	OK	4,069,600	187,029	22	1.258	4,804	0.168	641	0	1.09	4,162	4,804	8,966	8,966	0.03	0.026	Operational	
Coffin Butte LF	OR	15,783,641	940,618	17	2.866	10,944	0	2.35	4700	1.4	5,346	5,346	16,289	16,289	0.01	0.006	Operational	
Columbia Ridge LF	OR	55,917,366	2,718,900	21	8.73	33,335	0	6.2	12400	3.32	12,677	12,677	46,012	46,012	0.01	0.005	Operational	
Dry Creek Landfill	OR	7,528,106	530,956	14	2.37	9,045	1.247	4,761	2.36	4720	1.34	5,117	9,877	14,161	14,161	0.02	0.019	Operational
Finley Buttes Regional Landfill	OR	12,506,606	705,255	18	1.847	7,053	0	3.2	6400	1.872	7,148	7,148	14,201	14,201	0.01	0.010	Operational	
Riverbend Landfill Company, Inc.	OR	16,444,334	313,362	52	4.67	17,832	0	3.7	7400	2.17	8,286	8,286	26,118	26,118	0.06	0.026	Operational	
Roseburg LF	OR	3,527,882	81,529	43	0.555	2,119	0	1.8	3600	0.701	2,677	2,677	4,796	4,796	0.03	0.033	Operational	
Short Mountain LF	OR	9,473,001	269,526	35	1.509	5,762	0.359	1,371	1.6	3200	0.9	3,437	4,807	9,199	9,199	0.02	0.018	Operational

Current LMOP Landfill and LFG Energy Project Database - Operational Projects (Detailed Version)

3/6/2020

Anchorage Regional Landfill	AK	Electricity	Reciprocating Engine	0.2530	0.0295
Rumpke SLF, Inc.	OH	Renewable Natural Gas	Vehicle Fuel	0.5253	0.0473
Stony Hollow Landfill Inc.	OH	Renewable Natural Gas	Vehicle Fuel	0.0000	0.0000
Suburban South R&D	OH	Electricity	Reciprocating Engine	0.0000	0.0000
American Environmental Landfill	OK	Electricity	Reciprocating Engine	0.1175	0.0137
Oklahoma City Landfill	OK	Renewable Natural Gas	Vehicle Fuel	0.1768	0.0159
Oklahoma Environmental Management Authority (OEMA) Landfill	OK	Direct	Direct Thermal	0.0504	0.0050
Sooner Landfill	OK	Direct	Direct Thermal	0.0219	0.0022
Southeast OKC Landfill	OK	Renewable Natural Gas	Vehicle Fuel	0.3195	0.0288
Southern OK Regional Disposal LF	OK	Renewable Natural Gas	Other	0.0954	0.0094
Coffin Butte LF	OR	Electricity	Reciprocating Engine	0.1062	0.0124
Columbia Ridge LF	OR	Electricity	Reciprocating Engine	0.2801	0.0327
Dry Creek Landfill	OR	Electricity	Reciprocating Engine	0.1066	0.0125
Finley Buttes Regional Landfill	OR	Electricity	Cogeneration	0.1446	0.0169
Riverbend Landfill Company, Inc.	OR	Electricity	Reciprocating Engine	0.1672	0.0195
Roseburg LF	OR	Electricity	Reciprocating Engine	0.0813	0.0095
Short Mountain LF	OR	Electricity	Reciprocating Engine	0.0723	0.0084

Current LMOP Landfill and LFG Energy Project Database - Operational Projects (Detailed Version)

3/6/2020

Anchorage Regional Landfill	AK	9,782,936	308,204	32	3.726	14,227	0	5.6	11200	2.59	9,890	9,890	24,117	0.05	0.032	Operational
Advanced Disposal Greentree Landfill	PA	23,869,380	550,605	43	10.08	38,489	0	0	0	3.6	13,746	13,746	52,236	0.07	0.025	Operational
Arden LF	PA	14,107,837	595,757	24	2.69	10,271	0.090	344	7500	3.75	7,500	7,844	17,771	0.02	0.013	Operational
Bethlehem Landfill	PA	9,135,209	452,083	20	4.298	16,411	4.298	16,411	4340	2.17	7,179	23,590	23,590	0.04	0.052	Operational
Blue Ridge Landfill	PA	11,144,197	747,612	15	4.467	17,057	0	5.65	11300	2.83	10,806	10,806	27,863	0.02	0.014	Operational
Bradford County Landfill	PA	3,267,846	103,176	32	0.65	2,256	0.000	0	1600	0.8	0.504	1,750	1,750	0.02	0.017	Shutdown
Chrin Brothers LF	PA	8,297,800	161,166	51	3.29	12,563	1.690	6,453	6400	3.2	1.6	6,109	12,563	0.08	0.078	Operational
Commonwealth Environmental Systems (CES) LF	PA	5,564,197	464,068	12	6.96	26,576	0.244	932	0	0.24	916	1,848	27,492	0.06	0.004	Operational
Conestoga LF	PA	34,002,525	935,577	36	11.52	43,988	7.920	30,242	0	3.6	13,746	43,988	57,734	0.05	0.047	Operational
Cumberland County LF	PA	11,886,865	652,709	18	4.36	16,648	0	6.1	12200	3.32	12,677	12,677	29,325	0.03	0.019	Operational
Frey Farm-Creswell LF	PA	12,784,722	454,161	28	0.947	3,616	0	1.6	3200	1.6	3,200	3,200	6,816	0.01	0.007	Operational
Grand Central SLF	PA	20,755,417	654,280	32	4.365	15,152	0.165	573	12800	6.4	6	20,828	21,400	0.02	0.033	Shutdown
Greater Lebanon Refuse Authority LF	PA	4,571,705	138,022	33	1.08	4,124	0	2	4000	1.08	4,124	4,124	8,248	0.03	0.030	Operational
GROWS Landfill	PA	65,613,970	1,177,742	56	16.027	61,197	0	7	14000	7	14000	14,000	75,197	0.05	0.012	Operational
Imperial Sanitary Landfill	PA	22,788,134	600,024	38	10.3	39,329	6.100	23,292	0	4.2	16,037	39,329	55,367	0.07	0.066	Operational
Keystone Sanitary Landfill, Inc.	PA	45,689,274	1,810,068	25	18.803	71,797	8.500	32,456	6400	3.2	6,400	38,856	78,197	0.04	0.021	Operational
Lake View LF	PA	20,683,552	295,223	70	2.85	10,882	0.720	2,749	9600	4.8	2.44	9,317	12,066	0.04	0.041	Operational
Lanchester LF	PA	14,607,593	281,505	52	5.76	21,994	0.000	0	0	3.456	13,196	13,196	35,190	0.08	0.047	Operational
Laurel Highlands LF	PA	7,569,661	212,730	36	2.93	10,171	0.000	0	0	2.93	10,171	10,171	20,342	0.05	0.048	Shutdown
Lycoming County Landfill	PA	11,111,585	279,233	40	2.898	11,066	0.031	118	10580	5.29	2.76	10,539	10,657	0.04	0.038	Operational

Current LMOP Landfill and LFG Energy Project Database - Operational Projects (Detailed Version)

3/6/2020

Anchorage Regional Landfill	AK	Electricity	Reciprocating Engine	0.2530	0.0295
Advanced Disposal Greentree Landfill	PA	Renewable Natural Gas	Electricity	0.3152	0.0311
Arden LF	PA	Electricity	Reciprocating Engine	0.1694	0.0198
Bethlehem Landfill	PA	Electricity	Gas Turbine	0.0980	0.0115
Blue Ridge Landfill	PA	Electricity	Reciprocating Engine	0.2553	0.0298
Bradford County Landfill	PA	Electricity	Reciprocating Engine	0.0000	0.0000
Chrin Brothers LF	PA	Electricity	Reciprocating Engine	0.1446	0.0169
Commonwealth Environmental Systems (CES) LF	PA	Direct	Boiler	0.0210	0.0021
Conestoga LF	PA	Direct	Direct Thermal	0.3152	0.0311
Cumberland County LF	PA	Electricity	Reciprocating Engine	0.2756	0.0322
Frey Farm-Creswell LF	PA	Electricity	Reciprocating Engine	0.0723	0.0084
Grand Central SLF	PA	Electricity	Gas Turbine	0.0000	0.0000
Greater Lebanon Refuse Authority LF	PA	Electricity	Reciprocating Engine	0.0904	0.0106
GROWS Landfill	PA	Electricity	Steam Turbine	0.3163	0.0369
Imperial Sanitary Landfill	PA	Renewable Natural Gas	Electricity	0.3677	0.0363
Keystone Sanitary Landfill, Inc.	PA	Electricity	Reciprocating Engine	0.1446	0.0169
Lake View LF	PA	Electricity	Reciprocating Engine	0.2169	0.0253
Lanchester LF	PA	Direct	Direct Thermal	0.3026	0.0299
Laurel Highlands LF	PA	Renewable Natural Gas	Vehicle Fuel	0.0000	0.0000
Lycoming County Landfill	PA	Electricity	Cogeneration	0.2390	0.0279

Current LMOP Landfill and LFG Energy Project Database - Operational Projects (Detailed Version)

3/6/2020

Anchorage Regional Landfill	AK	9,782,936	308,204	32	3.726	14,227	0	5.6	11200	2.59	9,890	9,890	24,117	0.05	0.032	Operational	
Monroeville LF	PA	19,290,118	439,629	44	3.87	13,434	0			2.48	8,609	8,609	22,043	0.03	0.020	Shutdown	
Mostoller Landfill, Inc.	PA	6,452,595	246,345	26	2.6	9,928	0	1.5	3000		3,000	3,000	12,928	0.04	0.012	Operational	
Mountain View Reclamation Landfill	PA	10,907,312	260,946	42	1.854	7,079	0	1.2	2400		2,400	2,400	9,479	0.03	0.009	Operational	
Pine Grove Landfill Inc.	PA	3,724,054	747,612	5	2.39	9,126	0	0.3	600	0.17	649	649	9,775	0.01	0.001	Operational	
Pioneer Crossing LF	PA	9,605,608	321,005	30	4.473	17,080	1.573	6,006	4.32	8640	2.34	8,935	14,941	26,015	0.05	0.047	Operational
SECCRA Community Landfill	PA	3,006,021	107,100	28	1.053	4,021	0	0.43	860	0.36	1,375	1,375	5,395	0.04	0.013	Operational	
Seneca Landfill Inc.	PA	11,012,274	531,756	21	3.267	12,475	0.000	0		2.45	9,355	9,355	21,830	0.02	0.018	Operational	
Southern Alleghenies LF	PA	9,710,350	87,059	112	2.88	9,997	0.864	2,999		3.532	12,261	15,260	22,258	0.11	0.175	Shutdown	
Valley LF	PA	8,799,567	223,038	39	1.699	6,487	0.699	2,669		0	1.16	4,429	7,098	10,917	0.03	0.032	Operational
Arecibo Landfill	PR	5,671,434	223,301	25	0.327	1,249		0	0.075	150	0.02	76	76	1,325	0.01	0.000	Operational
Fajardo Municipal Landfill	PR	5,032,088	254,849	20	0.592	2,260	0.592	2,260	1.9	3800		3,800	6,060	6,060	0.01	0.024	Operational
Toa Baja LF	PR	10,968,154	337,827	32	1.091	4,166	1.000	3,818	2.4	4800	1.296	4,949	8,767	9,115	0.01	0.026	Operational
Central LF	RI	38,031,825	942,149	40	12.447	43,207	1.147	3,982	12			0	3,982	43,207	0.05	0.004	Shutdown
Anderson Regional Landfill	SC	6,457,143	313,379	21	1.205	4,601		0	1.7	3400	0.9	3,437	3,437	8,038	0.01	0.011	Operational
Berkeley County Subtitle D LF	SC	4,826,389	225,564	21	0.503	1,921		0	0.8	1600	0.5	1,909	1,909	3,830	0.01	0.008	Operational
Georgetown County Subtitle D LF	SC	2,002,692	89,457	22	0.182	632		0	0.55	1100		1,100	1,100	1,732	0.01	0.012	Shutdown
Greenwood County Landfills	SC	2,746,188	70,302	39	0.351	1,340		0		0	0.432	1,650	1,650	2,990	0.02	0.023	Operational
Horry County SWA Landfill	SC	7,002,392	265,387	26	1.2	4,582		0	2	4000	0.93	3,551	3,551	8,133	0.02	0.013	Operational
Lee County LF, LLC	SC	19,551,876	476,565	41	6.15	23,483	1.360	5,193	2.35	4700	1.8	6,873	12,066	30,356	0.05	0.025	Operational

Current LMOP Landfill and LFG Energy Project Database - Operational Projects (Detailed Version)

3/6/2020

Anchorage Regional Landfill	AK	Electricity	Reciprocating Engine	0.2530	0.0295
Monroeville LF	PA	Renewable Natural Gas	Vehicle Fuel	0.0000	0.0000
Mostoller Landfill, Inc.	PA	Electricity	Cogeneration	0.0678	0.0079
Mountain View Reclamation Landfill	PA	Electricity	Reciprocating Engine	0.0542	0.0063
Pine Grove Landfill Inc.	PA	Electricity	Cogeneration	0.0136	0.0016
Pioneer Crossing LF	PA	Electricity	Reciprocating Engine	0.1952	0.0228
SECCRA Community Landfill	PA	Electricity	Reciprocating Engine	0.0194	0.0023
Seneca Landfill Inc.	PA	Renewable Natural Gas	Vehicle Fuel	0.2145	0.0193
Southern Alleghenies LF	PA	Renewable Natural Gas	Vehicle Fuel	0.0000	0.0000
Valley LF	PA	Renewable Natural Gas	Vehicle Fuel	0.1016	0.0092
Arecibo Landfill	PR	Electricity	Reciprocating Engine	0.0034	0.0004
Fajardo Municipal Landfill	PR	Electricity	Reciprocating Engine	0.0858	0.0100
Toa Baja LF	PR	Electricity	Reciprocating Engine	0.1084	0.0127
Central LF	RI	Electricity	Reciprocating Engine	0.0000	0.0000
Anderson Regional Landfill	SC	Electricity	Reciprocating Engine	0.0768	0.0090
Berkeley County Subtitle D LF	SC	Electricity	Reciprocating Engine	0.0361	0.0042
Georgetown County Subtitle D LF	SC	Electricity	Reciprocating Engine	0.0000	0.0000
Greenwood County Landfills	SC	Direct	Boiler	0.0378	0.0037
Horry County SWA Landfill	SC	Electricity	Reciprocating Engine	0.0904	0.0106
Lee County LF, LLC	SC	Electricity	Engine	0.1062	0.0124

Current LMOP Landfill and LFG Energy Project Database - Operational Projects (Detailed Version)

3/6/2020

Anchorage Regional Landfill	AK	9,782,936	308,204	32	3.726	14,227	0	5.6	11200	2.59	9,890	9,890	24,117	0.05	0.032	Operational	
Oakridge Landfill Inc.	SC	14,300,237	628,205	23	1.751	6,686	1.101	4,204	0	0.86	3,284	7,488	9,970	0.01	0.012	Operational	
Richland County Landfill	SC	20,168,736	947,913	21	4.664	17,809	1.857	7,091	2.3	4600	4,600	11,691	22,409	0.02	0.012	Operational	
Three Rivers Regional Subtitle D MSWLF	SC	5,015,987	282,770	18	2.038	7,782	0	0	0	1.3	4,964	4,964	12,746	0.03	0.018	Operational	
Union County Regional MSW Landfill	SC	9,500,242	698,908	14	1.87	7,140	0	3.2	6400	7,500	7,500	14,640	0.01	0.011	Operational		
Wellford LF	SC	3,663,675	96,314	38	1.26	4,811	0.180	687	0	0.72	2,749	3,437	7,560	0.05	0.036	Operational	
Rapid City Landfill	SD	3,089,581	103,575	30	0.437	1,669	0.077	294	0	0.36	1,375	1,669	3,043	0.02	0.016	Operational	
Sioux Falls Regional Sanitary Landfill (SFRSL)	SD	10,180,000	174,505	58	3.02	11,532	1.220	4,658	0	1.8	6,873	11,532	18,405	0.07	0.066	Operational	
Alcoa/ Maryville/ Blount County Landfill	TN	2,783,155	51,924	54	0.523	1,997	0.023	88	0.999	1998	0.5	1,909	1,997	3,906	0.04	0.038	Operational
Bi-County LF	TN	5,497,468	328,245	17	1.163	4,441	0.292	1,115	0.44	880	880	1,995	5,321	0.01	0.006	Operational	
Chestnut Ridge LF	TN	19,541,610	307,503	64	2.976	11,364	0	2.5	5000	1.39	5,308	5,308	16,671	0.04	0.017	Operational	
Iris Glen Environmental Center	TN	6,820,267	184,448	37	1.606	6,132	0.000	0	0	2.16	8,248	8,248	14,380	0.03	0.045	Operational	
Meadow Branch Landfill	TN	8,406,322	689,381	12	2.592	9,897	0	0	0	2.5	9,546	9,546	19,443	0.01	0.014	Operational	
North Shelby Landfill	TN	14,794,165	364,455	41	2.56	9,774	0.319	1,220	0	2.24	8,553	9,773	18,327	0.03	0.027	Operational	
South Shelby Landfill	TN	32,722,803	527,112	62	5.314	20,291	0	0	0	6.048	23,094	23,094	43,385	0.04	0.044	Operational	
West Camden Sanitary Landfill	TN	12,148,795	476,436	25	3.271	12,490	0	4.34	8680	1.92	7,331	7,331	19,821	0.03	0.015	Operational	
121 Regional Disposal Facility	TX	10,691,461	1,006,231	11	6.142	23,453	0.542	2,070	0	5.62	21,459	23,529	44,912	0.02	0.023	Operational	
Atascocita RDF	TX	36,524,303	1,368,433	27	8.781	33,529	3.941	15,048	0	4.84	18,481	33,529	52,010	0.02	0.025	Operational	
Austin Community RDF	TX	22,019,504	997,502	22	4.059	15,499	0	4.4	8800	2.65	10,119	10,119	25,618	0.02	0.010	Operational	
Blue Ridge LF	TX	22,500,545	1,299,585	17	10.239	39,097	5.880	22,452	0	9.8	37,420	59,872	76,517	0.03	0.046	Operational	

Current LMOP Landfill and LFG Energy Project Database - Operational Projects (Detailed Version)

3/6/2020

Anchorage Regional Landfill	AK	Electricity	Reciprocating Engine	0.2530	0.0295
Oakridge Landfill Inc.	SC	Direct	Leachate Evaporation	0.0753	0.0074
Richland County Landfill	SC	Electricity	Gas Turbine	0.1039	0.0121
Three Rivers Regional Subtitle D MSWLF	SC	Direct	Boiler	0.1138	0.0112
Union County Regional MSW Landfill	SC	Electricity	Reciprocating Engine	0.1446	0.0169
Wellford LF	SC	Direct	Boiler	0.0630	0.0062
Rapid City Landfill	SD	Direct	Boiler	0.0315	0.0031
Sioux Falls Regional Sanitary Landfill (SFRSL)	SD	Direct	Boiler	0.1576	0.0156
Alcoa/ Maryville/ Blount County Landfill	TN	Electricity	Reciprocating Engine	0.0451	0.0053
Bi-County LF	TN	Electricity	Reciprocating Engine	0.0199	0.0023
Chestnut Ridge LF	TN	Electricity	Reciprocating Engine	0.1130	0.0132
Iris Glen Environmental Center	TN	Direct	Boiler	0.1891	0.0187
Meadow Branch Landfill	TN	Renewable Natural Gas	Vehicle Fuel	0.2189	0.0197
North Shelby Landfill	TN	Renewable Natural Gas	Vehicle Fuel	0.1961	0.0177
South Shelby Landfill	TN	Direct	Boiler	0.5295	0.0523
West Camden Sanitary Landfill	TN	Electricity	Reciprocating Engine	0.1961	0.0229
121 Regional Disposal Facility	TX	Renewable Natural Gas	Vehicle Fuel	0.4920	0.0443
Atascocita RDF	TX	Renewable Natural Gas	Vehicle Fuel	0.4237	0.0382
Austin Community RDF	TX	Electricity	Reciprocating Engine	0.1988	0.0232
Blue Ridge LF	TX	Renewable Natural Gas	Vehicle Fuel	0.8579	0.0773

Current LMOP Landfill and LFG Energy Project Database - Operational Projects (Detailed Version)

3/6/2020

Anchorage Regional Landfill	AK	9,782,936	308,204	32	3.726	14,227		0	5.6	11200	2.59	9,890	9,890	24,117	0.05	0.032	Operational
Camelot Landfill	TX	20,169,376	597,224	34	2.958	11,295		0	2.8	5600	1.58	6,033	6,033	17,328	0.02	0.010	Operational
City of Denton Landfill	TX	4,319,788	267,991	16	1.29	4,926	0.310	1,184	1.6	3200	0.98	3,742	4,926	8,668	0.02	0.018	Operational
City of Edinburg Landfill	TX	11,574,590	617,615	19	2.336	8,920		0		0	2.23	8,515	8,515	17,435	0.01	0.014	Operational
City of Victoria Landfill	TX	4,758,120	189,916	25	2.07	7,904		0		0	1.584	6,048	6,048	13,952	0.04	0.032	Operational
Covel Gardens RDF	TX	34,212,727	1,062,711	32	9.133	34,873		0	7.1	14200	4.18	15,961	15,961	50,834	0.03	0.015	Operational
DFW Recycling & Disposal Facility	TX	69,603,030	1,441,063	48	8.369	31,956		0	3.1	6200		6,200	6,200	38,156	0.02	0.004	Operational
Fort Bend Regional Landfill	TX	10,466,867	1,172,807	9	3.578	13,662	1.118	4,269		0	2.54	9,699	13,968	23,361	0.01	0.012	Operational
Galveston County LF	TX	17,888,600	499,352	36	3.709	14,162	0.109	416		0	3.6	13,746	14,162	27,909	0.03	0.028	Operational
Greenwood Farms Landfill	TX	10,550,096	308,705	34	1.724	6,583		0		0	1.64	6,262	6,262	12,845	0.02	0.020	Operational
IESI Turkey Creek Landfill	TX	11,022,493	592,126	19	2.784	10,630	0.000	0		0	1.22	4,658	4,658	15,289	0.02	0.008	Operational
McCarty Road LF	TX	96,148,883	1,938,686	50	12.526	47,829		0		0	8	30,547	30,547	78,376	0.02	0.016	Operational
McCommas Bluff Landfill	TX	51,736,229	1,877,101	28	11.315422	39,279	0.000	0			5.45	18,918	18,918	58,197	0.02	0.010	Shutdown
Mesquite Creek LF	TX	10,522,881	525,679	20	2.199	8,397		0	2.7	5400	1.44	5,498	5,498	13,895	0.02	0.010	Operational
Nelson Gardens LF	TX	11,802,410	413,479	29	1.597	6,098	0.047	179	2.18	4360	1.553	5,930	6,109	12,028	0.01	0.015	Operational
Pine Hill LF	TX	12,568,285	274,505	46	2.462	9,401		0		0	2.45	9,355	9,355	18,756	0.03	0.034	Operational

Current LMOP Landfill and LFG Energy Project Database - Operational Projects (Detailed Version)

3/6/2020

Anchorage Regional Landfill	AK	Electricity	Reciprocating Engine	0.2530	0.0295
Camelot Landfill	TX	Electricity	Reciprocating Engine	0.1265	0.0148
City of Denton Landfill	TX	Electricity	Reciprocating Engine	0.0723	0.0084
City of Edinburg Landfill	TX	Renewable Natural Gas	Vehicle Fuel	0.1952	0.0176
City of Victoria Landfill	TX	Direct	Direct Thermal	0.1387	0.0137
Covel Gardens RDF	TX	Electricity	Reciprocating Engine	0.3208	0.0375
DFW Recycling & Disposal Facility	TX	Electricity	Gas Turbine	0.1401	0.0164
Fort Bend Regional Landfill	TX	Renewable Natural Gas	Vehicle Fuel	0.2224	0.0200
Galveston County LF	TX	Renewable Natural Gas	Vehicle Fuel	0.3152	0.0284
Greenwood Farms Landfill	TX	Renewable Natural Gas	Vehicle Fuel	0.1436	0.0129
IESI Turkey Creek Landfill	TX	Renewable Natural Gas	Vehicle Fuel	0.1068	0.0096
McCarty Road LF	TX	Renewable Natural Gas	Vehicle Fuel	0.7003	0.0631
McCommas Bluff Landfill	TX	Renewable Natural Gas	Vehicle Fuel	0.0000	0.0000
Mesquite Creek LF	TX	Electricity	Reciprocating Engine	0.1220	0.0142
Nelson Gardens LF	TX	Electricity	Reciprocating Engine	0.0985	0.0115
Pine Hill LF	TX	Renewable Natural Gas	Vehicle Fuel	0.2145	0.0193

Current LMOP Landfill and LFG Energy Project Database - Operational Projects (Detailed Version)

3/6/2020

Anchorage Regional Landfill	AK	9,782,936	308,204	32	3.726	14,227	0	5.6	11200	2.59	9,890	9,890	24,117	0.05	0.032	Operational
Seabreeze Environmental Landfill	TX	23,674,957	988,431	24	3.482	13,296	0.000	0	0	3.48	13,288	13,288	26,584	0.01	0.013	Operational
Security Recycling and Disposal LF	TX	11,879,612	416,198	29	3.618	13,815	0	2.54	5080	1.31	5,002	5,002	18,817	0.03	0.012	Operational
Tessman Road Landfill	TX	32,152,628	1,214,370	26	6.424	24,529	0	5.4	10800	2.9	11,073	11,073	35,603	0.02	0.009	Operational
Davis County Landfill	UT	4,140,268	225,284	18	1.558	5,949	0	1.2	2400	0.9	3,437	3,437	9,386	0.03	0.015	Operational
Salt Lake Valley LF	UT	16,430,229	394,910	42	2.85	10,869	1.122	4,284	3.08	1.6	6,109	10,394	16,979	0.03	0.026	Operational
Trans-Jordan LF	UT	10,357,225	353,598	29	2.549	9,733	0.000	0	4.8	2.477	9,458	9,458	19,191	0.03	0.027	Operational
Bethel LF	VA	18,126,307	658,793	28	3.087	11,787	0.617	2,356	4.3	2.47	9,431	11,787	21,219	0.02	0.018	Operational
Brunswick Waste Management Facility	VA	14,344,004	198,995	72	2.894	11,050	0.104	397	2.8	1.4	5,346	5,743	16,396	0.06	0.029	Operational
Charles City County SLF	VA	17,949,481	649,594	28	4.105	15,675	0	2.1	4200	1.13	4,315	4,315	19,989	0.02	0.007	Operational
City of Bristol Virginia Integrated Solid Waste Management Facility	VA	4,696,829	152,714	31	0.841	3,211	0	1	2000	0.576	2,199	2,199	5,411	0.02	0.014	Operational
King and Queen Landfill	VA	19,390,020	788,510	25	3.869	14,773	0.557	2,127	5.96	3.312	12,647	14,773	27,420	0.02	0.019	Operational
King George Landfill Inc.	VA	29,319,202	1,790,497	16	10.268	39,207	2.268	8,660	7.2	6	22,910	31,570	62,118	0.02	0.018	Operational
Maplewood Recycling & Waste Disposal	VA	10,721,402	393,221	27	3.23	12,333	0	1.67	3340	0.9	3,437	3,437	15,770	0.03	0.009	Operational
Middle Peninsula Landfill	VA	11,218,670	543,315	21	4.387	16,751	1.417	5,411	5.8	2.97	11,341	16,751	28,092	0.03	0.031	Operational
New River Resource Authority SWMF	VA	3,374,398	210,088	16	1.107	4,227	0.000	0	2.3	1.152	4,399	4,399	8,626	0.02	0.021	Operational
Old Dominion LF	VA	16,630,130	637,097	26	5.708	21,795	0	6.4	12800	3.5	13,364	13,364	35,160	0.03	0.021	Operational
Prince William County Sanitary Landfill	VA	10,534,118	501,177	21	5.147	19,653	1.391	5,311	1.9	0.95	3,627	8,939	23,281	0.04	0.018	Operational
Shoosmith SLF	VA	25,176,821	1,189,029	21	5.972	22,803	0	4.8	9600		9,600	9,600	32,403	0.02	0.008	Operational
Stafford County LF	VA	3,683,983	206,797	18	0.809	3,089	0	1.2	2400	0.65	2,482	2,482	5,571	0.01	0.012	Operational

Current LMOP Landfill and LFG Energy Project Database - Operational Projects (Detailed Version)

3/6/2020

Anchorage Regional Landfill	AK	Electricity	Reciprocating Engine	0.2530	0.0295
Seabreeze Environmental Landfill	TX	Renewable Natural Gas	Industrial	0.3047	0.0301
Security Recycling and Disposal LF	TX	Electricity	Reciprocating Engine	0.1148	0.0134
Tessman Road Landfill	TX	Electricity	Reciprocating Engine	0.2440	0.0285
Davis County Landfill	UT	Electricity	Reciprocating Engine	0.0542	0.0063
Salt Lake Valley LF	UT	Electricity	Reciprocating Engine	0.1392	0.0163
Trans-Jordan LF	UT	Electricity	Reciprocating Engine	0.2169	0.0253
Bethel LF	VA	Electricity	Reciprocating Engine	0.1943	0.0227
Brunswick Waste Management Facility	VA	Electricity	Reciprocating Engine	0.1265	0.0148
Charles City County SLF	VA	Electricity	Reciprocating Engine	0.0949	0.0111
City of Bristol Virginia Integrated Solid Waste Management Facility	VA	Electricity	Reciprocating Engine	0.0452	0.0053
King and Queen Landfill	VA	Electricity	Reciprocating Engine	0.2693	0.0314
King George Landfill Inc.	VA	Electricity	Gas Turbine	0.3253	0.0380
Maplewood Recycling & Waste Disposal	VA	Electricity	Reciprocating Engine	0.0755	0.0088
Middle Peninsula Landfill	VA	Electricity	Reciprocating Engine	0.2620	0.0306
New River Resource Authority SWMF	VA	Electricity	Reciprocating Engine	0.1039	0.0121
Old Dominion LF	VA	Electricity	Reciprocating Engine	0.2892	0.0338
Prince William County Sanitary Landfill	VA	Electricity	Reciprocating Engine	0.0858	0.0100
Shoosmith SLF	VA	Electricity	Reciprocating Engine	0.2169	0.0253
Stafford County LF	VA	Electricity	Reciprocating Engine	0.0542	0.0063

Current LMOP Landfill and LFG Energy Project Database - Operational Projects (Detailed Version)

3/6/2020

Anchorage Regional Landfill	AK	9,782,936	308,204	32	3.726	14,227	0	5.6	11200	2.59	9,890	9,890	24,117	0.05	0.032	Operational	
Virginia Beach Landfill No. 2	VA	7,500,000	286,000	26	1.2	4,166	0.600	2,083	3.6	7200	7,200	9,283	11,366	0.01	0.032	Shutdown	
NEWSVT Landfill	VT	8,109,958	545,607	15	3.536	13,502	0	4.8	9600	2.3	8,782	8,782	22,284	0.02	0.016	Operational	
Cedar Hills Regional LF	WA	41,188,861	931,337	44	14.485	55,309	1.058	4,040	0	10.6	40,475	44,515	95,784	0.06	0.048	Operational	
Land Recovery Landfill	WA	17,740,624	1,149,897	15	3.891	14,857	2.950	11,264	4.05	8100	2.18	8,324	19,588	23,181	0.01	0.017	Operational
Roosevelt Regional MSW Landfill	WA	55,829,544	2,192,028	25	9.979	38,104	0.000	0	0	8.64	32,991	32,991	71,095	0.02	0.015	Operational	
Advanced Disposal Cranberry Creek Landfill LLC	WI	7,970,419	271,179	29	2.085	7,961	1.060	4,047	0	0.84	3,207	7,255	11,169	0.03	0.027	Operational	
Advanced Disposal Emerald Park Landfill LLC	WI	14,672,472	511,300	29	2.74	10,462	0	0	0	1.17	4,468	4,468	14,930	0.02	0.009	Operational	
Advanced Disposal Glacier Ridge Landfill LLC	WI	14,030,520	624,706	22	3.575	13,651	0	0.3	600	0.187	19,200	19,200	32,851	0.02	0.031	Operational	
Advanced Disposal Hickory Meadows Landfill LLC	WI	12,558,035	809,550	16	3.244	12,387	0	4.8	9600	9,600	9,600	9,600	21,987	0.02	0.012	Operational	
Dane County LF #2-Rodefild	WI	5,713,851	202,174	28	2.229	8,511	0.000	0	0	0.03	115	115	8,626	0.04	0.001	Operational	
Deer Track Park Landfill	WI		207,503	0	3.5	13,364	0	0	4.8	9600	2.57	9,813	9,813	23,178	0.06	0.047	Operational
Janesville City/Rock County Landfill	WI	4,885,338	181,781	27	0.959	3,662	0.000	0	3.15	6300	1.31	5,002	5,002	8,664	0.02	0.028	Operational
Kestrel Hawk Landfill	WI	13,955,717	277,849	50	2.68	10,233	0	0	3.2	6400	6,400	6,400	16,633	0.04	0.023	Operational	
La Crosse County Landfill	WI	1,932,957	60,383	32	0.379	1,447	0.000	0	0.75	1500	0.378	1,443	1,443	2,891	0.02	0.024	Operational
Marathon County Landfill	WI	4,869,749	168,919	29	1.104	4,216	0	0	2.4	4800	4,800	4,800	9,016	0.02	0.028	Operational	
Metro RDF	WI	24,752,140	413,111	60	3.42	13,060	0.253	965	2.7	5400	1.38	5,269	6,235	18,329	0.03	0.015	Operational
Orchard Ridge RDF	WI	35,188,046	976,131	36	9.643	33,473	0	0	5.85	11700	11,700	11,700	45,173	0.03	0.012	Shutdown	
Outagamie County LF	WI	11,497,762	722,980	16	2.923	11,161	0	0	4.8	9600	2.16	8,248	8,248	19,409	0.02	0.011	Operational
Ridgeview RDF	WI	13,754,795	341,893	40	1.867	6,481	0.000	0	2.25	4500	1.188	4,124	4,124	10,605	0.02	0.012	Shutdown

Current LMOP Landfill and LFG Energy Project Database - Operational Projects (Detailed Version)

3/6/2020

Anchorage Regional Landfill	AK	Electricity	Reciprocating Engine	0.2530	0.0295
Virginia Beach Landfill No. 2	VA	Electricity	Reciprocating Engine	0.0000	0.0000
NEWSVT Landfill	VT	Electricity	Reciprocating Engine	0.2169	0.0253
Cedar Hills Regional LF	WA	Renewable Natural Gas	Vehicle Fuel	0.9279	0.0836
Land Recovery Landfill	WA	Electricity	Reciprocating Engine	0.1830	0.0214
Roosevelt Regional MSW Landfill	WA	Renewable Natural Gas	Vehicle Fuel	0.7564	0.0682
Advanced Disposal Cranberry Creek Landfill LLC	WI	Direct	Boiler	0.0735	0.0073
Advanced Disposal Emerald Park Landfill LLC	WI	Electricity	Cogeneration	0.0952	0.0111
Advanced Disposal Glacier Ridge Landfill LLC	WI	Electricity	Microturbine	0.0136	0.0016
Advanced Disposal Hickory Meadows Landfill LLC	WI	Electricity	Reciprocating Engine	0.2169	0.0253
Dane County LF #2-Rodefeld	WI	Renewable Natural Gas	Vehicle Fuel	0.0026	0.0002
Deer Track Park Landfill	WI	Electricity	Reciprocating Engine	0.2169	0.0253
Janesville City/Rock County Landfill	WI	Electricity	Reciprocating Engine	0.1423	0.0166
Kestrel Hawk Landfill	WI	Electricity	Cogeneration	0.1446	0.0169
La Crosse County Landfill	WI	Electricity	Cogeneration	0.0339	0.0040
Marathon County Landfill	WI	Electricity	Cogeneration	0.1084	0.0127
Metro RDF	WI	Electricity	Reciprocating Engine	0.1220	0.0142
Orchard Ridge RDF	WI	Electricity	Gas Turbine	0.0000	0.0000
Outagamie County LF	WI	Electricity	Reciprocating Engine	0.2169	0.0253
Ridgeview RDF	WI	Electricity	Reciprocating Engine	0.0000	0.0000

Current LMOP Landfill and LFG Energy Project Database - Operational Projects (Detailed Version)

3/6/2020

Anchorage Regional Landfill	AK	9,782,936	308,204	32	3.726	14,227	0	5.6	11200	2.59	9,890	9,890	24,117	0.05	0.032	Operational		
Timberline Trail Recycling & Disposal Facility	WI	4,304,545	120,075	36	2.7	6,327	0	3	6000	1.7	5,901	5,901	12,228	0.05	0.049	Shutdown		
Valley Trail Recycling & Disposal Facility	WI	11,030,650	286,726	38	1.657	2,585	0.472	1,802	0	0.46	1,756	3,559	4,342	0.01	0.012	Operational		
City of Charleston Landfill	WV	4,977,316	204,151	24	0.677	2,677	0	0	0	0.677	2,585	2,585	5,262	0.01	0.013	Operational		
Raleigh County SWA Landfill	WV	3,746,103	102,012	37	0.701	2,677	0	1.3	2600		2,600	2,600	5,277	0.03	0.025	Operational		
Wetzel County Landfill	WV	1,000,000	60,000	17	0.72	2,749	0.432	1,650	0	0.15	573	2,222	3,322	0.05	0.037	Operational		
SUBTOTAL OF ALL OPER.	Total:	5,582,365,956	210,150,275			1,342	5,063,916	153	577,771	998	1,917,058	644	2,883,673	3,461,444	7,947,590	0.028	0.022	-

Equivalence: 1 mmscfd, 365 days

Equivalence: Tons CH4/MW-year

Number of operating LMOP landfills: 396

1971 Assumed 2000 tons CH4/MWh-year

3,818

tons CH4

191,045,705 metric tons

CH4 electr/CH4 projects=



0.83308

84%

3,461,444 short tons

Metric tons MSW:

3,146,767 metric tons

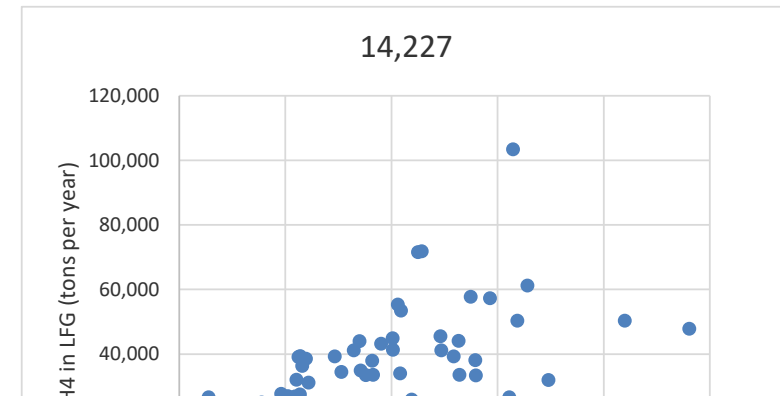


Current LMOP Landfill and LFG Energy Project Database - Operational Projects (Detailed Version)

Anchorage Regional Landfill	AK	Electricity	Reciprocating Engine	0.2530	0.0295
Timberline Trail Recycling & Disposal Facility	WI	Electricity	Reciprocating Engine	0.0000	0.0000
Valley Trail Recycling & Disposal Facility	WI	Direct	Boiler	0.0403	0.0040
City of Charleston Landfill	WV	Renewable Natural Gas	Vehicle Fuel	0.0593	0.0053
Raleigh County SWA Landfill	WV	Electricity	Reciprocating Engine	0.0587	0.0069
Wetzel County Landfill	WV	Direct	Boiler	0.0131	0.0013

SUBTOTAL OF ALL OPER. Total: - - 56.6 6.2 million tonnes CO2

Equivalence: 1 mmscfd, 365 days
 Equivalence: Tons CH4/MW-year 1MW-year 1971
 Number of operating LMOP landfills: 396

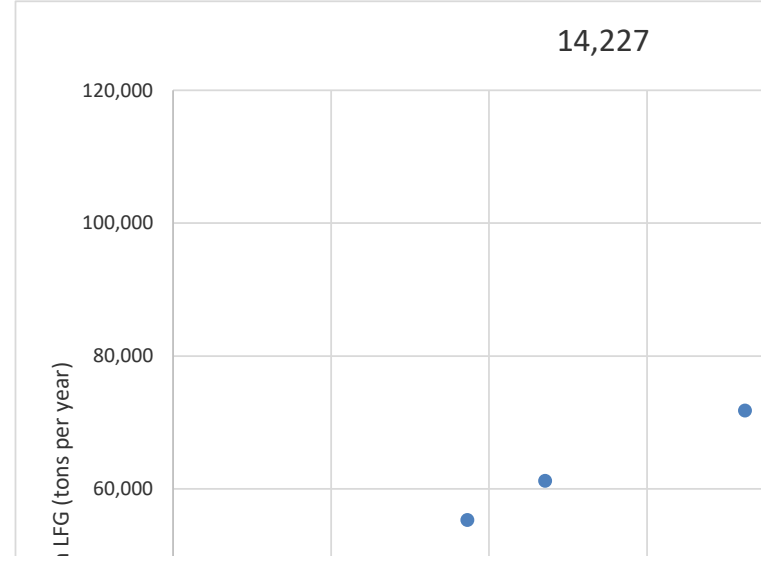
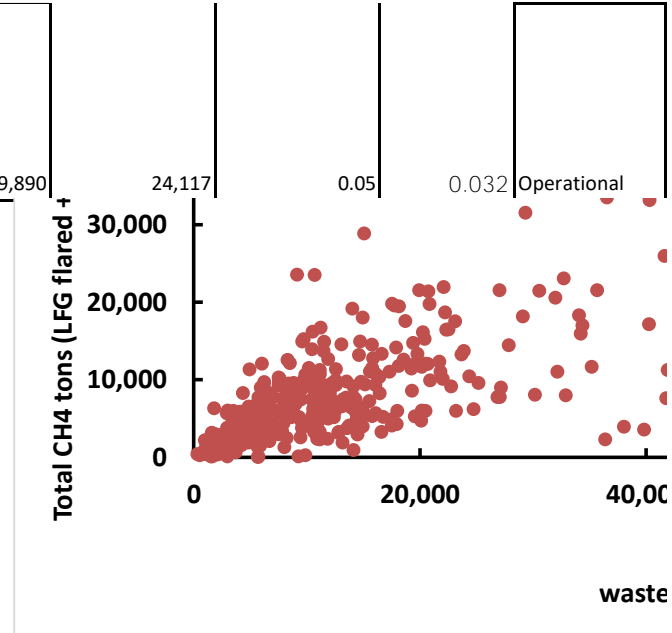
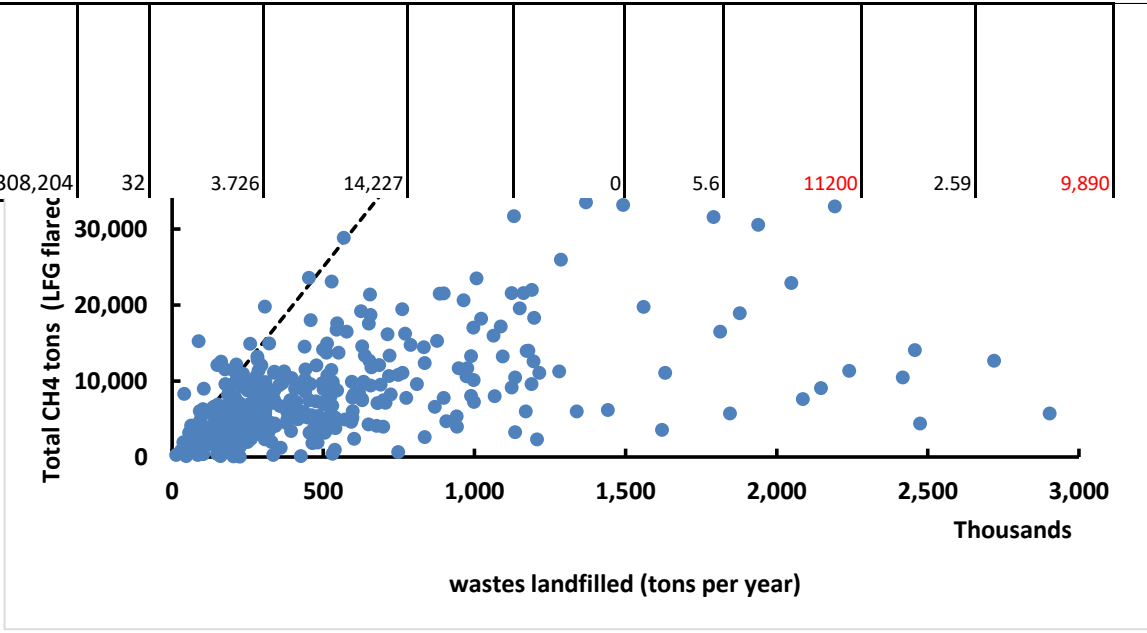


Current LMOP Landfill and LFG Energy Project Database - Operational Projects (Detailed Version)

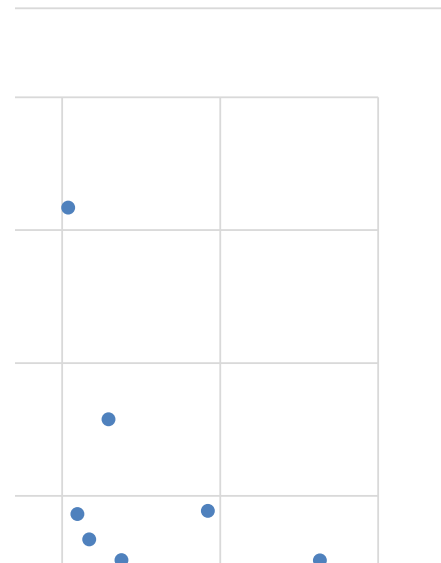
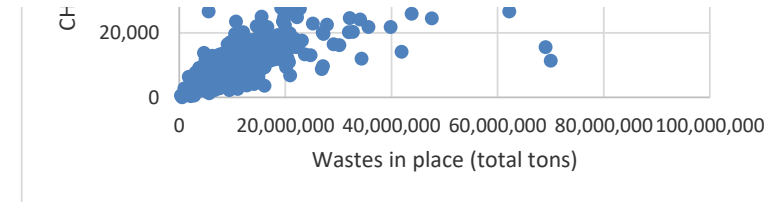
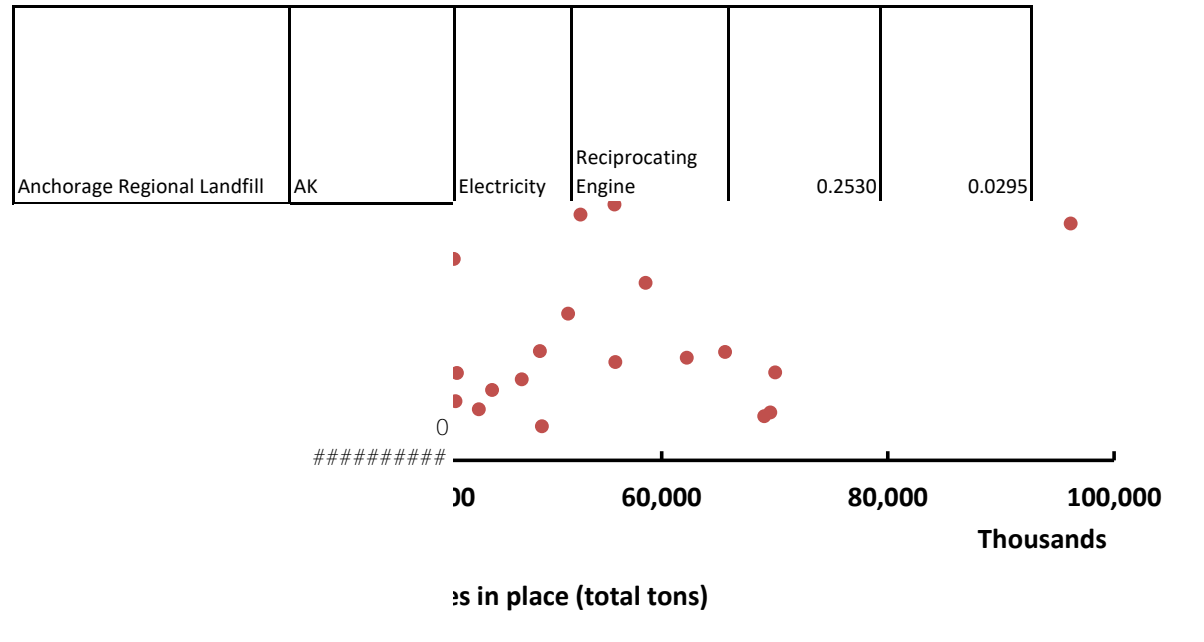
3/6/2020

Anchorage Regional Landfill	AK	9,782,936	308,204	32	3.726	14,227	0	5.6	11200	2.59	9,890
-----------------------------	----	-----------	---------	----	-------	--------	---	-----	-------	------	-------

0
60,000



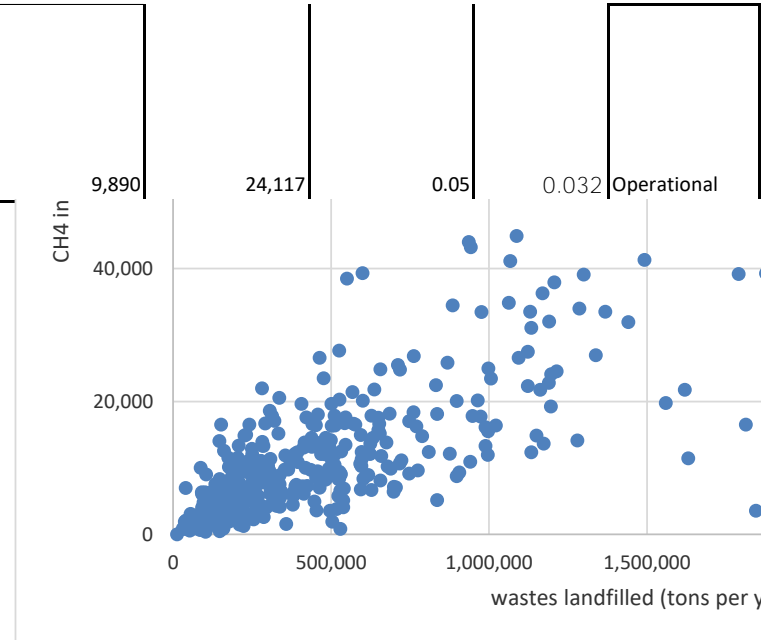
Current LMOP Landfill and LFG Energy Project Database - Operational Projects (Detailed Version)



Current LMOP Landfill and LFG Energy Project Database - Operational Projects (Detailed Version)

3/6/2020

Anchorage Regional Landfill	AK	9,782,936	308,204	32	3.726	14,227	0	5.6	11200	2.59	9,890
-----------------------------	----	-----------	---------	----	-------	--------	---	-----	-------	------	-------



Current LMOP Landfill and LFG Energy Project Database - Operational Projects (Detailed Version)

